



# OKLAHOMA STATE BASKETBALL

## GAME CENTER

**Opponent:** Oklahoma (9-16, 3-10 Big 12)  
**Date/Tipoff:** Feb. 18, 2017 / 7 p.m. Central  
**Series:** OU leads 95-136 • **In Stillwater:** OSU leads 61-45  
**Tickets:** okstate.com/tickets or 877-ALL-4-OSU  
**TV:** ESPNU (Rich Hollenberg & Miles Simon)  
**Radio:** Cowboy Radio Network (Dave Hunziker & John Holcomb)  
**Satellite Radio:** Sirius 145, XM 199  
**Internet Radio:** http://okla.st/osutunein  
**Live Stats:** okstate.statbroadcast.com

## TEAM STATS/NCAA RANKING

Category	NCAA Rank	Value	NCAA Rank	Value
Scoring Offense	10	85.8	182	73.4
Scoring Defense	287	77.2	241	74.8
Scoring Margin	48	8.6	232	-1.3
Field-Goal Percentage	75	46.6	273	42.3
Field-Goal Percentage Defense	306	46.7	138	42.8
Three-Point Field-Goal Percentage	13	40.5	180	35.2
Free-Throw Percentage	12	77.2	121	71.7
Rebound Margin	79	3.5	167	0.9
Assists Per Game	109	14.5	316	11
Blocked Shots Per Game	202	3.1	48	4.8
Steals Per Game	34	7.9	84	7
Turnover Margin	43	2.4	225	-0.7
Free Throws Made	10	502	125	392
Offensive Rebounds	9	13.85	86	11.84
Turnovers Forced	24	15.92	154	13.64

## OKLAHOMA STATE SCHEDULE/RESULTS

Date	Opponent	Time/Result	TV
Nov. 1	Pitt State (Exhibition)	W 117-64	FSSW+
Nov. 11	Campbell	W 102-65	Fox College
Nov. 14	Central Arkansas	W 102-90	FSSW+
Nov. 16	New Orleans	W 117-72	FSSW+
Nov. 21	vs. UConn #	W 98-90	ESPNU
Nov. 22	vs. 4/4 North Carolina #	L 75-107	ESPN
Nov. 23	vs. Georgetown #	W 97-70	ESPN2
Nov. 30	Rogers State	W 101-85	FSSW+
Dec. 3	at RV/22 Maryland	L 70-71	Big Ten
Dec. 10	at Tulsa	W 71-67	CBSSN
Dec. 14	Arkansas-Pine Bluff	W 102-66	ESPNU
Dec. 17	at Wichita State	W 93-76	ESPN3
Dec. 22	Texas A&M-CC	W 92-70	FSOK
Dec. 30	11/12 West Virginia *	L 75-92	ESPN2
Jan. 4	at Texas *	L 79-82	LHN
Jan. 7	at 2/3 Baylor *	L 57-61	ESPNNews
Jan. 11	Iowa State *	L 86-96	ESPNU
Jan. 14	at 2/2 Kansas *	L 80-87	ESPN2
Jan. 18	Kansas State *	L 88-96	ESPNU
Jan. 21	at Texas Tech *	W 83-64	ESPNU
Jan. 23	TCU *	W 89-76	ESPNU
Jan. 28	Arkansas %	W 99-71	ESPNU
Jan. 30	at Oklahoma *	W 68-66	ESPN
Feb. 4	at 7/12 West Virginia *	W 82-75	ESPNU
Feb. 8	6/8 Baylor *	L 69-72	ESPNU
Feb. 11	Texas *	W 84-71	ESPN2
Feb. 15	at TCU *	W 71-68	ESPNU
Feb. 18	Oklahoma *	7 p.m.	ESPNU
Feb. 22	at Kansas State *	8 p.m.	ESPNU
Feb. 25	Texas Tech *	1 p.m.	ESPNU
Feb. 28	at Iowa State *	8 p.m.	ESPN2
March 4	Kansas *	5 p.m.	ESPN / 2

March 8-11 Phillips 66 Big 12 Championship (Kansas City)

# Maui Jim Maui Invitational (Lahaina Civic Center)

\* Big 12 Conference game | % Big 12/SEC Challenge

GAME 27 ► FEB. 18, 2017 ► 7 P.M. CENTRAL ► GALLAGHER-IBA ARENA (13,611)



## OKLAHOMA STATE

(17-9, 6-7 Big 12) ► Head Coach: Brad Underwood (1st year)



## OKLAHOMA

(9-16, 3-10 Big 12) ► Head Coach: Lon Kruger (6th year)



## OKLAHOMA STATE PROBABLE STARTERS



Point Guard

**1 Jawun Evans | 6-1 | 185 | So. | Dallas, Texas**

Min.	PPG	RPG	APG	BPG	SPG	FG%	3FG%	FT%
28.1	17.9	3.2	5.7	0.2	1.9	43.5	38.1	79.3

► 2nd in the Big 12 in scoring and assists, 4th in steals ... Naismith Trophy Top 30 selection.



Guard

**13 Phil Forte III | 5-11 | 195 | R-Sr. | Flower Mound, Texas**

Min.	PPG	RPG	APG	BPG	SPG	FG%	3FG%	FT%
30.6	13.5	2.5	1.7	0.1	1.0	41.7	41.5	94.7

► 312 career 3-pointers tops at OSU, 6th in Big 12 history ... NCAA leader in free throw %.



Guard

**30 Jeffrey Carroll | 6-6 | 215 | R-Jr. | Rowlett, Texas**

Min.	PPG	RPG	APG	BPG	SPG	FG%	3FG%	FT%
28.2	17.5	6.7	1.3	0.2	0.9	54.6	44.6	78.6

► Among the nation's most improved players ... Only Big 12 player averaging 17 pts & 6 rebs.



Forward

**23 Leyton Hammonds | 6-8 | 215 | Sr. | North Richland Hills, Texas**

Min.	PPG	RPG	APG	BPG	SPG	FG%	3FG%	FT%
21.0	7.4	4.7	0.7	0.4	0.7	43.3	36.4	84.8

► 113 career games ranks 15th among active Big 12 players ... 21 points at TCU.



Forward

**41 Mitchell Solomon | 6-9 | 245 | Jr. | Bibxy, Okla.**

Min.	PPG	RPG	APG	BPG	SPG	FG%	3FG%	FT%
19.2	5.4	4.9	0.8	1.2	0.3	51.1	0.0	77.0

► 2.8 offensive rebounds ranks 6th in Big 12 ... Averaging 6.8 ppg, 51.7 fg% in Big 12 play ... 89 career apps.

## COWBOY RESERVES

No.	Name	Pos	Ht	Wt	Class	Hometown	Points	Reb	Other
0	Brandon Averette	PG	5-11	175	Fr.	Richardson, Texas	5.4	1.7	1.7 apg
4	Thomas Dziagwa	G	6-4	180	Fr.	Temple Terrace, Fla.	4.0	0.7	43.4 3fg%
5	Tavarius Shine	G/SF	6-6	200	Jr.	Irving, Texas	4.5	1.7	1.2 spg
12	Cameron McGriff	F	6-7	210	Fr.	Grand Prairie, Texas	4.1	3.0	35.3 3fg%
14	Lucas N'Guessan	F/C	7-0	215	Fr.	De Lier, The Netherlands	2.6	1.9	66.7 fg%
21	Lindy Waters III	G	6-6	200	Fr.	Norman, Okla.	6.1	2.0	0.9 apg
24	Davon Dillard	G/SF	6-5	215	So.	Gary, Ind.	4.8	3.3	50.8 fg%
32	Tyler Underwood	G	6-2	160	R-Fr.	Stillwater, Okla.	0.8	0.2	50.0 3fg%
33	Trey Reeves	F	6-4	215	Fr.	Gans, Okla.	0.0	0.3	11 mins
34	Will Lienhard	F	6-8	245	Fr.	Oklahoma City	0.2	0.9	0.3 bpg

## OKLAHOMA PROBABLE STARTERS

No.	Name	Pos	Ht	Wt	Class	Hometown	Points	Reb	Other
0	Darrion Strong-Moore	G	6-1	180	Jr.	Chicago, Ill.	3.9	1.0	1.4 apg
20	Kameron McGusty	G	6-5	191	Fr.	Katy, Texas	10.5	2.0	34.9 3fg%
1	Rashard Odomes	G	6-6	212	So.	Copperas Cove, Texas	9.8	3.9	1.8 apg
11	Kristian Doolittle	F	6-7	236	Fr.	Edmond, Okla.	8.6	6.5	44.8 3fg%
12	Khadeem Lattin	F	6-9	212	Jr.	Houston	8.0	6.0	2.1 bpg



## COACH CAPSULE/ROSTER/MEDIA CALENDAR

### HEAD COACH BRAD UNDERWOOD

*First season | Kansas State, 1986*



► Tied for the 10th fastest coach to ever reach 100 career wins. Underwood reached the century mark in just 122 career games.

► Arrived at OSU with an 89-14 career record, which tied Brad Stevens (Butler) for the most wins by a head coach after three seasons in college basketball history.

► Piled up a 53-1 conference record and a pair of NCAA Tournament victories in his three seasons as head coach at Stephen F. Austin.

► Underwood is the only three-time Southland Conference Coach of the Year award winner. He also produced three Southland Most Valuable Players and was named the 2014 Joe B. Hall Award winner, given to the nation's top first-year head coach.

#### DIVISION I HEAD COACHING CAREER

Year	School	Record
2016-17	Oklahoma State	17-9
2015-16	Stephen F. Austin *	28-6
2014-15	Stephen F. Austin *	29-5
2013-14	Stephen F. Austin *	32-3
Career Totals	4th season	106-23

\* NCAA Tournament Appearance

#### PREVIOUS COACHING EXPERIENCE

Year	School	Role
2012-13	South Carolina	Assoc. HC
2011-12	Kansas State	Assoc. HC
2007-11	Kansas State	Asst. Coach
2006-07	Kansas State	Dir. of Ops
2003-06	Daytona Beach CC	Head Coach
1992-03	Western Illinois	Asst. Coach
1988-92	Dodge City CC	Head Coach
1986-87	Hardin-Simmons	Grad. Asst.

#### COACHING ACCOLADES & AWARDS

- 2016 Southland Conference Coach of the Year
- 2016 NABC District 23 Coach of the Year
- 2015 Southland Conference Coach of the Year
- 2015 NABC District 23 Coach of the Year
- 2014 Joe B. Hall Award winner
- 2014 Southland Conference Coach of the Year
- 2014 NABC District 23 Coach of the Year

#### PLAYER ACCOLADES

- 2016 Southland Player of the Year: Thomas Walkup
- 2015 Southland Player of the Year: Thomas Walkup
- 2014 Southland Player of the Year: Jacob Parker

#### PERSONAL INFO

- Birthday: Dec. 14, 1963
- Spouse: Susan
- Children: Tyler, Katie & Ashley
- Degree: Radio & TV Communications

#### NUMERICAL ROSTER

No.	Name	Pos	Ht	Wt	Class	Hometown / Previous
0	Brandon Averette	PG	5-11	175	Fr.	Richardson, Texas / Richardson HS
1	Jawun Evans	PG	6-1	185	So.	Dallas, Texas / Kimball HS
4	Thomas Dziagwa	G	6-4	180	Fr.	Temple Terrace, Fla. / Tampa Catholic HS
5	Tavarius Shine	G/SF	6-6	200	Jr.	Irving, Texas / MacArthur HS (Fork Union Military)
12	Cameron McGriff	SF	6-7	210	Fr.	Grand Prairie, Texas / South Grand Prairie HS
13	Phil Forte, III	G	5-11	195	Sr.	Flower Mound, Texas / Marcus HS
14	Lucas N'Guessan	F/C	7-0	215	Fr.	De Lier, Netherlands / Canarias Academy
21	Lindy Waters, III	G	6-6	200	Fr.	Norman, Okla. / Norman North HS
23	Leyton Hammonds	SF	6-8	215	Sr.	North Richland Hills, Texas / Richland HS
24	Davon Dillard	G/SF	6-5	215	So.	Gary, Ind. / Our Savior New American School
30	Jeffrey Carroll	G/SF	6-6	215	R-Jr.	Rowlett, Texas / Rowlett HS
32	Tyler Underwood	G	6-2	160	R-Fr.	Stillwater, Okla. / Nacogdoches HS (SFA)
33	Trey Reeves	F	6-4	215	Fr.	Gans, Okla. / Muldrow HS
34	Will Lienhard	F	6-7	255	So.	Oklahoma City / Bishop McGuinness HS
41	Mitchell Solomon	F	6-9	245	Jr.	Bixby, Okla. / Bixby HS

#### ALPHABETICAL ROSTER

No.	Name	Pos	Ht	Wt	Class	Hometown / Previous
0	Brandon Averette	PG	5-11	175	Fr.	Richardson, Texas / Richardson HS
30	Jeffrey Carroll	G/SF	6-6	215	R-Jr.	Rowlett, Texas / Rowlett HS
24	Davon Dillard	G/SF	6-5	215	So.	Gary, Ind. / Our Savior New American School
4	Thomas Dziagwa	G	6-4	180	Fr.	Temple Terrace, Fla. / Tampa Catholic HS
1	Jawun Evans	PG	6-1	185	So.	Dallas, Texas / Kimball HS
13	Phil Forte, III	G	5-11	195	Sr.	Flower Mound, Texas / Marcus HS
23	Leyton Hammonds	SF	6-8	215	Sr.	North Richland Hills, Texas / Richland HS
34	Will Lienhard	F	6-7	255	So.	Oklahoma City, Okla. / Bishop McGuinness HS
12	Cameron McGriff	SF	6-7	210	Fr.	Grand Prairie, Texas / South Grand Prairie HS
14	Lucas N'Guessan	F/C	7-0	215	Fr.	De Lier, Netherlands / Canarias Academy
33	Trey Reeves	F	6-4	215	Fr.	Gans, Okla. / Muldrow HS
5	Tavarius Shine	G/SF	6-6	200	Jr.	Irving, Texas / MacArthur HS (Fork Union Military)
41	Mitchell Solomon	F	6-9	245	Jr.	Bixby, Okla. / Bixby HS
32	Tyler Underwood	G	6-2	160	R-Fr.	Stillwater, Okla. / Nacogdoches HS (SFA)
21	Lindy Waters, III	G	6-6	200	Fr.	Norman, Okla. / Norman North HS

#### COACHES

Head Coach: Brad Underwood, 1st season (Kansas State, '86)  
 Assistant Coach / Recruiting Coordinator: Lamont Evans, 1st season (Kansas State, '09)  
 Assistant Coach: Mike Boynton, 1st season (South Carolina, '03)  
 Assistant Coach: Danny Henderson, 1st Season (Austin College, '84)  
 Assistant AD/Basketball: Joseph Biggs, 11th season (Ottawa, '97)  
 Director of Player Development: Stephen Gentry, 1st season (Gonzaga, '06)  
 Video Coordinator: Patrick Shulte, 1st season (Kansas State, '13)  
 Strength & Conditioning Coach: Jake Manzelmann, 11th season (Northeastern State, '00)  
 Athletic Trainer: Steve Condon, 1st season (Northwest Missouri State, '75)  
 Assistant Director of Player Development: Keiton Page, 5th season (Oklahoma State, '12)

#### PRONUNCIATIONS

0	Brandon Averette	AA-vur-ette
1	Jawun Evans	JUH-won
4	Thomas Dziagwa	DZZ-awg-wuh
5	Tavarius Shine	tuh-VAR-iss
13	Phil Forte III	FORE-tay
14	Lucas N'Guessan	guess-ON
24	Davon Dillard	DUH-von
34	Will Lienhard	lynn-HARD

#### WEEKLY MEDIA CALENDAR

13 Monday	14 Tuesday	15 Wednesday	16 Thursday	17 Friday	18 Saturday	19 Sunday
1 p.m. Media Availability	Depart for Fort Worth, Texas	8 p.m. at TCU	10:16 a.m. Big 12 Media Teleconference	1 p.m. Media Availability	7 p.m. vs. Oklahoma	Off Day
1:30 p.m. Practice		TV: ESPNU	2:30 p.m. Practice	1:30 p.m. Practice	TV: ESPNU	

#### COMMUNICATIONS CONTACT: STEPHEN HOWARD

Email: stephen.howard@okstate.edu ► Office: 405-744-7756 ► Cell: 817-793-5199 ► Twitter: @showardsid



# GAME NOTES

## THE BASICS

► With its 71-68 victory at TCU on Wednesday, Oklahoma State (17-9, 6-7 Big 12) picked up its fourth consecutive road win in Big 12 play. The Cowboys have won seven of their last eight games overall and played their way back into the NCAA Tournament picture after an 0-6 start to league play. OSU now turns its attention to Oklahoma and the year's second installment of the Bedlam rivalry. Thanks to last month's dramatic 68-66 win in Norman, Oklahoma State has a chance to sweep the Sooners for the first time since 2004 and for just the fifth time in the last 50 years. OSU will also pay tribute to the memory and family of former Cowboy great Brooks Thompson, who passed away on June 9.

## ON THE AIR

► Oklahoma State and OU will face off on ESPNU with Rich Hollenberg and Miles Simon on the call. This is the 11th of 13 scheduled appearance on ESPNU for the Cowboys this season. OSU is 7-3 on ESPNU this season, and 36-31 all-time on the network, which hosted its inaugural broadcast at Gallagher-Iba Arena on March 5, 2005. As always, Dave Hunziker and John Holcomb will have the Cowboy Radio Network call from the historic white maple floor.

## OKLAHOMA STATE SNAPSHOT



► **COWBOY QUICK HITTERS:** According to KenPom, Oklahoma State has faced the nation's toughest strength of schedule, and OU ranks second in SOS ... The Cowboys have now won four straight Big 12 road games for the first time since the 2012-13 squad won five in a row ... In the Big 12, only Kansas (7) has more true road wins than the Cowboys (6) ... Joe Lunardi's latest Bracketology report has the Cowboys as a No.

8 seed in the NCAA Tournament ... The last team to make the NCAA Tournament field after falling in their first six conference games was the 1985-86 Maryland team led by Len Bias.

► **Jeffrey Carroll** is the nation's most improved power conference player, and in the conversation for the best wing player in the Big 12. The redshirt junior is only playing 3.4 more minutes per game this year, but boasts a scoring improvement of +9.3 points per game over his 2015-16 season. He is the only Big 12 player averaging at least 17 points (17.5, 3rd Big 12) and 6.6 rebounds (6.7, 9th Big 12), and he is the nation's only active power conference player averaging 17 points or more that can claim an improvement of +9.0 points from last season. Carroll joins Bryant "Big Country" Reeves as the only Oklahoma State players to ever make the same leap from one year to the next.

### JEFFREY CARROLL VS BIG 12'S TOP WINGS

Player	Ht	PPG	RPG	FG%	3FG%
<b>Jeffrey Carroll, OSU</b>	<b>6-6</b>	<b>17.5</b>	<b>6.7</b>	<b>54.6</b>	<b>44.6</b>
Josh Jackson, KU	6-8	16.5	7.2	50.6	35.3
Naz Mitrou-Long, ISU	6-4	15.6	4.7	47.0	37.0
Deonte Burton, ISU	6-5	14.2	6.7	44.0	36.4
Wesley Iwundu, K-State	6-7	12.4	6.2	47.7	33.9

► Carroll entered the 2016-17 season with a career high scoring game of 18 points, but has tied or topped that mark 16 times this season, including in 10 of the last 13 games. He has 12 20-point scoring games this season, including seven in Big 12 play, and ranks second in scoring in league games at 18.5 per contest. Carroll is shooting an incredible 50.0 percent from 3-point in Big 12 play, which is second in the conference.

► The Cowboy offense is on record-setting pace. KenPom ranks the Oklahoma State offense No. 2 in efficiency behind only UCLA. At 85.8 points per game, OSU is on pace to set a new school record for scoring average (current record: 83.5 in 1988-89), and in fact, is on pace to be the second-highest scoring squad in Big 12 history behind only the 2001-02 Kansas team that averaged 90.9 per game. The Cowboys have scored 95 points or more eight times this season, including a school-record tying five 100-point performances.

► A minor shift in defensive philosophy has been at the heart of OSU's recent resurgence. After five straight losses in close games (one or two possession games in the final five minutes) the Cowboys tweaked their defense and the results are staggering. Since the change, OSU has won seven of their last eight games, including four straight road games. In 320 minutes of clock time in this eight-game resurgence, OSU has only trailed for just 92:35. Here's a look at OSU's numbers before and after the defensive change.

	PPG	PPG Def	FG%	FG%D	Reb Margin	Steals	Turn Margin	Paint	Paint Def
First 6 Big 12	77.5	85.7	44.6	50.0	-0.8	4.8	-3.7	33.5	40.3
Last 8 Games	80.6	70.4	49.1	45.5	+4.8	5.6	+1.1	32.8	30.0

► **Jawun Evans** was named one of 30 players still in consideration for the Naismith Trophy, given to the nation's best player. The sophomore has won multiple Big 12 Player of the Week awards this season (Jan. 30 & Dec. 5), and ranks second in the Big 12 in scoring (17.9) and assists (5.7), and is fourth in steals (1.9). Evans has nine 20-point games and three 30-point games this season alone, and he also earned a spot on the Maui Invitational All-Tournament team. Evans owns two of the Big 12's top three scoring performances this season - 35 points against UConn, and 34 points against Campbell.

► **Davon Dillard** entered Big 12 play on Dec. 30 with a career total of 63 minutes played, but has burst onto the scene in the last month for OSU. The sophomore brings a dose of attitude and athleticism to the Cowboy lineup, which is evidenced by his three appearances on the SportsCenter Top 10 since Jan. 23, including an explosive dunk from outside the paint that helped cement the win at No. 7 West Virginia that earned his the No. 1 spot on the countdown. Over the last eight games Dillard is averaging 7.1 points, 3.9 rebounds and 54.3 percent shooting, including a 55.6 percent clip from 3-point.



## BIG 12 STANDINGS

(As of games on Feb. 15)

School	Big 12	Overall	Pct.
Kansas	11 - 2	23 - 3	.885
Baylor	9 - 4	22 - 4	.846
West Virginia	8 - 5	20 - 6	.769
Iowa State	8 - 5	16 - 9	.640
Oklahoma State	6 - 7	17 - 9	.654
TCU	6 - 7	17 - 9	.654
Texas Tech	5 - 8	17 - 9	.654
Kansas State	5 - 8	16 - 10	.615
Texas	4 - 9	10 - 16	.385
Oklahoma	3 - 10	9 - 16	.360

## BIG 12 QUICK HITTERS

- The Big 12 has been the No. 1 conference in the RPI in four of the last seven years, including the last three in a row.
- Big 12 teams have a .600 record versus the ACC, Big East, Big Ten, Pac-12 and SEC - tied (Big East) for the best mark in the country.
- Overall, Big 12 teams boast an .822 non-conference winning percentage, which is the best of any league.
- Last year, the Big 12 was No. 1 in the RPI with three teams in the top 11 and seven in the top 50.

## BIG 12 BASKETBALL THIS WEEK

### SATURDAY, FEB. 18

Kansas at Baylor, 12 p.m. - CBS  
 Kansas State at Texas, 1 p.m. - LHN  
 Texas Tech at West Virginia, 1 p.m. - ESPN2  
 TCU at Iowa State, 5 p.m. - ESPNNews  
 Oklahoma at Oklahoma State, 7 p.m. - ESPNU

### MONDAY, FEB. 20

Texas at West Virginia, 8 p.m. - ESPN  
 Iowa State at Texas Tech, 8 p.m. - ESPN

### TUESDAY, FEB. 21

Oklahoma at Baylor, 6 p.m. - ESPN2

### WEDNESDAY, FEB. 22

TCU at Kansas, 6 p.m. - ESPN2  
 Oklahoma State at Kansas State, 8 p.m. - ESPN

### SATURDAY, FEB. 25

Kansas at Texas, TBD  
 West Virginia at TCU, TBD  
 Baylor at Iowa State, TBD  
 Texas Tech at Oklahoma State, 1 p.m. - ESPN  
 Kansas State at Oklahoma, 5 p.m. - ESPN

### MONDAY, FEB. 27

West Virginia at Baylor, 6 p.m. - ESPN  
 Oklahoma at Kansas, 8 p.m. - ESPN


### TUESDAY, FEB. 28

Oklahoma State at Iowa State, 8 p.m. - ESPN2





# GAME NOTES

	<b>LAST MEETING</b> Jan. 30, 2017   Norman, Okla.
<b>OKLAHOMA STATE</b>	<b>68</b>
<b>OKLAHOMA</b>	<b>66</b>

**QUICK HITTERS**

► Trailing, 66-65, Jawun Evans got a late steal and somehow found Phil Forte on the left wing with 11 seconds to play. Forte knocked down the 3-pointer to give Oklahoma State its first win in Norman since 2004.

► OSU shot just 33.3 percent from the floor, but posted a 20-7 edge in offensive rebounds and a 44-31 edge on the glass overall.

► The Cowboys knocked down 10-of-26 (.385) shots from 3-point, none bigger than Waters' look with 4:36 remaining that helped stave off an OU run.

► OSU trailed, 66-63, with 30 seconds left and OU in possession of the ball, but the Cowboys forced a turnover under the bucket and Mitchell Solomon made a pair of free throws to trim the Sooners advantage to 66-65 with 24 seconds left. That's when Evans and Forte hooked up for the game-winner.

► Evans led the Cowboys with 24 points, while Forte and Norman native Lindy Waters each added 11 points.

► Kameron McGusty led OU with 22 points, while Dante Buford added 11.

**QUOTABLE COWBOY**

Brad Underwood on the closing moments of the game ...

► "I'm still trying to process that ending. I'm really proud of our guys from the standpoint that it was so many different people even though Phil (Forte) is going to get a lot of credit for the shot."

VISITORS: Oklahoma State (14-8, 3-6 Big 12)

#	Player	fg	fga	ft	fta	of	de	tot	pf	tp	a	to	blk	s	min
23	Hammonds, Leyton	1	3	1	3	0	0	1	2	3	3	1	1	0	22
41	Solomon, Mitchell	1	4	0	0	2	2	4	8	3	4	1	1	1	25
01	Evans, Jawun	5	20	3	7	11	16	1	4	5	0	24	4	5	0
13	Forte, Phil	4	11	3	8	0	2	0	2	1	11	0	0	0	33
30	Carroll, Jeffrey	1	8	0	3	4	2	7	9	4	6	2	0	1	23
00	Averette, Brandon	2	2	0	0	0	0	1	1	1	1	4	0	1	0
12	McGriff, Cameron	0	1	0	1	0	1	1	2	3	0	1	1	1	0
14	McGuiness, Lucas	2	4	0	0	0	1	1	2	4	4	0	2	1	8
21	Waters, Lindy	4	5	3	3	0	0	2	0	2	1	11	0	0	18
24	Dillard, Davon	0	2	0	1	1	3	2	3	5	2	1	0	1	11
	Team							4	1	5					
	Totals	20	60	10	26	18	25	20	44	22	68	9	12	4	200

TOTAL FG%	1st Half: 10-31 32.3%	2nd Half: 10-29 34.5%	Game: 33.3%	DEADBALL
3-Pt. FG%	1st Half: 5-16 31.3%	2nd Half: 5-10 50.0%	Game: 38.5%	REBOUNDS
F Throw %	1st Half: 10-13 76.9%	2nd Half: 8-12 66.7%	Game: 72.0%	3

HOME TEAM: Oklahoma (8-13, 2-7 Big 12)

#	Player	fg	fga	ft	fta	of	de	tot	pf	tp	a	to	blk	s	min
11	Doolittle, Kristian	2	5	0	0	2	2	1	5	6	1	6	1	0	19
12	Lattin, Khadeem	3	3	0	0	2	3	1	0	1	3	8	0	1	6
01	Odomes, Rashard	0	1	0	0	1	2	1	1	2	2	1	2	0	19
10	Woodard, Jordan	3	11	1	6	0	0	1	1	2	3	7	2	1	29
20	McGusty, Kameron	9	17	1	5	3	5	0	4	4	4	22	5	0	1
03	James, Christian	1	5	1	4	4	4	0	4	1	7	0	1	0	26
04	McNease, Jamuni	2	2	0	0	0	1	0	1	1	2	4	0	0	16
13	Shepherd, Jordan	1	0	0	0	0	0	0	0	1	0	1	1	0	11
21	Buford, Dante	3	5	2	4	3	6	1	4	5	0	11	0	1	21
	TEAM							2	4	6					
	Totals	23	50	5	19	15	23	7	24	31	17	66	7	12	200

TOTAL FG%	1st Half: 13-26 50.0%	2nd Half: 10-24 41.7%	Game: 46.0%	DEADBALL
3-Pt. FG%	1st Half: 3-8 37.5%	2nd Half: 2-11 18.2%	Game: 26.3%	REBOUNDS
F Throw %	1st Half: 7-10 70.0%	2nd Half: 8-13 61.5%	Game: 65.2%	4

Officials: Joe DeRosa, Gerry Pollard, Bert Smith  
Technical fouls: Oklahoma State-None. Oklahoma-None.  
Attendance: 10103

Score by Periods	1st	2nd	Total
Oklahoma State	35	33	68
Oklahoma	36	30	66

Points in the paint-OSU 16, OU 18. Points off turnovers-OSU 12, OU 9.  
2nd chance points-OSU 13, OU 9. Fast break points-OSU 2, OU 2.  
Bench points-OSU 20, OU 22. Score tied-9 times. Lead changed-12 times.  
Last FG-OSU 2nd-00:11, OU 2nd-01:17.  
Largest lead-OSU by 10 2nd-12:35, OU by 7 1st-07:55.  
OSU led for 13:27, OU led for 21:46. Game was tied for 04:19.

► **Phil Forte III** is the big man on campus lately. The redshirt senior became the program's all-time 3-point king in the win over Arkansas, and just two-days later hit the game-winning 3-pointer with 11 seconds remaining to beat Oklahoma in Norman for the first time since 2004. Forte is now up to 312 career 3-pointers, which ranks sixth in Big 12 Conference history and is third among all active players nationwide. Forte has been on fire since Big 12 play began, and is averaging 2.8 3-pointers per game on 48.7 percent shooting from deep, which ranks third in the league.

► With the win at Texas Tech, **Brad Underwood** picked up his 100th career victory in his 122nd game, which tied him for the 10th fastest coach to reach the century mark in college basketball history. At 106-23, Underwood owns an 82.2 career win percentage, which is tops among all active coaches, and his 89 wins at Stephen F. Austin tied him with Brad Stevens of Butler for the most victories by any coach after three seasons. Underwood is also tied for the ninth-best win percentage by a fourth-year head coach.

► OSU fields one of the youngest and most inexperienced lineups in the country. Even with fifth-year senior Phil Forte and his 128 career games, OSU still ranks 279th nationally in experience according to KenPom. The Cowboys entered the 2016-17 with just 15 combined years of collegiate experience, and currently have just 283 collegiate starts on the roster. OSU's average age of 20.2 years is tied with Texas for the youngest in the Big 12.

► The Cowboys have cleaned up on the offensive glass this year. OSU is ninth nationally with 13.85 offensive boards per game and sixth in offensive rebound percentage at 38.5 percent. A true team effort, only one player on the team ranks inside the top 100 in the country in offensive boards - Mitchell Solomon (94th, 2.77). The Cowboys have pulled down 15-plus offensive boards in 12 games this year.

**OKLAHOMA CONNECTIONS & SNAPSHOT**

► Oklahoma State has the opportunity to sweep the home-and-home season series with Oklahoma for the first time since 2004, and for just the fifth time in the last 50 years. In the 109-year history of the rivalry, OSU has taken both meetings just 17 times. Only three OSU coaches have swept the regular season series with Oklahoma - Mr. Henry Iba (13 times), Eddie Sutton (3) and Paul Hansen (1).

► The Sooners lead the overall series, 136-96, although the Cowboys own a 61-45 edge in Stillwater. OU has won in their last three trips to Gallagher-Iba Arena, although last year's meeting came down to the wire thanks to Jawun Evans' 42 points. The No. 2 Sooners squeaked out a 74-72 win in GIA that day.

► Oklahoma State and Oklahoma compete yearly in the Blue Cross Blue Shield of Oklahoma Bedlam Series, an all-sports competition between the two schools, which are separated by only 80 miles along Interstate 35. The series champion is decided by wins and losses in head to head competition. In sports where there is no head to head matchup, the Big 12 Championship final standings are used. Oklahoma State has won the overall Bedlam series each of the last three years.

► A pair of Kansas State alums will square off as the head coaches of Oklahoma State and Oklahoma. Both OSU's Brad Underwood (1984-86) and OU's Lon Kruger (1971-74) played for the legendary Jack Hartman at K-State. Hartman, who played his college ball in Stillwater for Mr. Henry Iba, won 295 games and advanced to four Elite Eights and two Sweet 16s as the head coach at K-State.

► Jawun Evans scored 24 points against the Sooners in Norman last month, and it actually caused his Bedlam scoring average to fall to 33.0 points per game. In his first Bedlam appearance as a freshman, Evan rewrote the record books with a 42-point performance in Gallagher-Iba Arena. The 42-points are the most by any player - OU or OSU - in the Bedlam rivalry, and the second-most by any Big 12 freshman. He was 18-of-31 (.581) from the floor, which are the second most field goals in school history.

► Phil Forte etched his name into Bedlam lore with his game-winning 3-pointer with 11 seconds remaining in the Jan. 30 meeting in Norman. The win was OSU's first in Norman since 2004, and their over the Sooners in the last seven tries.

**LAST 10 MEETINGS BETWEEN OSU & OU (OU LEADS SERIES: 136-96)**

Date	Site	AP Rank	Score	OSU High Scorer	OU High Scorer
01-12-2013	Norman, Okla.	-	L 68-77	19 - Markel Brown	17 - Romero Osby
02-16-2013	Stillwater, Okla.	17/RV	W 84-79 OT	28 - Marcus Smart	18 - Grooms, Pledger, Osby
01-27-2014	Norman, Okla.	8/23	L 76-88	22 - Marcus Smart	18 - Jordan Woodard
02-15-2014	Stillwater, Okla.	-	L 74-77	26 - Markel Brown	22 - Buddy Hield
01-17-2015	Norman, Okla.	24/18	L 65-82	15 - Hammonds, Nash	27 - Buddy Hield
01-31-2015	Stillwater, Okla.	NR/24	L 56-64	15 - Phil Forte	17 - Jordan Woodard
03-12-2015	Kansas City, Mo.	NR/15	L 49-64	27 - Le'Bryan Nash	22 - Buddy Hield
01-13-2016	Stillwater, Okla.	NR/2	L 72-74	42 - Jawun Evans	26 - Buddy Hield
02-24-2016	Norman, Okla.	NR/3	L 49-71	19 - Jeff Newberry	26 - Ryan Spangler
01-30-2017	Norman, Okla.	-	W 68-66	24 - Jawun Evans	22 - Kameron McGusty



## RECORDS WATCH / LAST TIME OUT

### ► AN OKLAHOMA STATE WIN WOULD ...

► Give the Cowboys their second in-season sweep of the year. OSU also took both meetings against TCU this season. The Cowboys will have another sweep opportunity when Texas Tech visits GIA next weekend.

► Give OSU their first in-season sweep of Oklahoma since 2004, and just their fifth Bedlam sweep in the last 50 years. Brad Underwood would become just the fourth OSU coach to ever take both meetings with OU.

► End OU's three-game win streak in GIA. The Cowboys last beat the Sooners in Stillwater on Feb. 16, 2013, when Marcus Smart's 28 points helped the Cowboys take down OU, 84-79, in overtime.

► Move the Cowboys to 18-9 on the year and 7-7 in Big 12 play, which is remarkable considering OSU was in last place in the Big 12 riding a 6-game losing streak on Jan. 18.

► Give the OSU wins in eight of their last nine games, which would be the program's most prosperous stretch after the turn of the New Year since the 2012-13 squad won 10-of-11 in Big 12 play.

► Move Cowboy head coach Brad Underwood to 107-23 on his career. That would move his win percentage to .823, which is tops among all active coaches.

### STREAKS & TRENDS

► **Phil Forte** has made at least one 3-pointer in every Big 12 game this year. The redshirt-senior is averaging 2.8 makes from deep in Big 12 play, which ranks third in the league. He ranks fourth in the conference with a 48.7 percent clip from 3-point.

► Forte leads the nation in free throw percentage (.947) and has made his last 12 attempts from the line.

► **Jeffrey Carroll** has scored 20 points or more in eight of the last 13 games, and in a total of 12 games this year.

► **Mitchell Solomon** has made 20 of his last 21 attempts from the free throw line, and is shooting 83.9 percent in Big 12 Conference play. That mark would rank fourth in the league if he had enough attempts.

► The Cowboys have turned into road warriors under **Brad Underwood**. OSU has six true road wins this season, which is trails only Kansas (7) for the most in the Big 12. Including neutral court games, the Cowboys have won eight games away from Gallagher-Iba this season, which trails only Kansas and Baylor in the league. The last OSU team to win more than six true road games was in 2004-05 (7 road wins).

► Oklahoma State is 10-0 when it scores 90 points or more. The Cowboys have reached the 100-point plateau five times this year, which is tied with the 1988-89 squad for the most in school history. That '88-89 team is the highest scoring team in school history at 83.5 points per game.

► OSU is 15-5 when leading at the half this season. The Cowboys have outscored their opponents by 114 points in the first half this year.

► **Thomas Dziagwa** is a perfect 10-of-10 from the free throw line this season.

► OSU has made at least one three-pointer in 540 consecutive games dating back to Jan. 13, 2001.

### COWBOY QUICK HITTERS

► Of every Division I coach with at least 100 games under their belt, **Brad Underwood** leads them all with an 81.9 win percentage. The fourth-year coach has a career record of 104-23, and leads Mark Few of Gonzaga and Roy Williams of North Carolina.

► ESPN currently ranks the 2017-18 Cowboy recruiting class No. 21 nationally. The Cowboy signed four-star teammates **Zack Dawson** and **Latravian Glover** of South Miami High School, as well as versatile forward **Souleymane Diakite** of Canterbury Academy in Spain. **Yankuba Sima**, a 6-11 transfer from St. Johns, signed with Underwood and the Cowboys on Dec. 23, and is expected to become eligible following the 2017 fall semester.

► The 2015-16 victory over No. 3/3 Kansas gave the Cowboys a 66.7 all-time win percentage at home against opponents ranked in the Associated Press top three, which is the best in college basketball history according to ESPN. Indiana is second at 63.6 percent.

### OSU IN HISTORIC GALLAGHER-IBA ARENA

	W	L	Win %
Overall	783	221	77.9%
Conference	364	175	67.5%
Big 12	124	46	72.9%



### LAST TIME OUT

Feb. 15, 2017 | Fort Worth, Texas

OKLAHOMA STATE

71

TCU

68

### QUICK HITTERS

► Jawun Evans recorded his second career double-double with 16 points and a career-high 12 assists, while Leyton Hammonds added a season-high 21 points to lead Oklahoma State to a 71-68 win at TCU.

► OSU trailed, 68-65, with 1:37 remaining. On the ensuing possession, Jawun Evans found Mitchell Solomon for a layup. Then, Jeffrey Carroll forced a steal and Brandon Averette drew a foul while racing in for a fast-break layup. The freshman hit the game-clinching free throws with 1:02 remaining.

► Seconds later, Mitchell Solomon blocked a Vlad Brodziansky shot to give OSU the ball back, and Jawun Evans made TCU pay with an 18-foot jumper to give the Cowboys a 71-68 lead with 13 seconds left.

► The victory was OSU's fourth consecutive Big 12 road win, which is the program's best road win streak since 2012-13 (5 straight road wins).

► TCU, which had won the previous two meetings with OSU in Ft. Worth, was led by J.D. Miller's 16 points.

### QUOTABLE COWBOY

Brad Underwood on his team's energy ...

► "I'm really pleased. I thought we had a great energy here. I thought we were focused pretty well and we were dialed in with our emotions. We didn't always play the most intelligent, but we'll work on that. But I love the fact we were aggressive and our energy was good."

VISITORS: Oklahoma State (17-9, 6-7 Big 12)

#	Player	fg	fga	3-pt	rebounds	ft	fta	de	tot	pf	tp	a	to	blk	s	min		
23	Hammonds, Leyton	f	8	13	5	8	0	0	2	5	7	1	21	0	1	36		
30	Carroll, Jeffrey	f	6	13	2	6	3	3	3	4	7	2	17	0	2	1	35	
41	Solomon, Mitchell	f	4	4	0	0	0	0	1	3	4	3	8	0	1	4	0	28
01	Evans, Jawun	g	8	17	0	3	0	0	4	4	1	16	12	3	0	1	35	
13	Forte, Phil	g	1	5	1	2	0	0	0	1	1	0	3	4	0	0	31	
00	Averette, Brandon	g	1	1	0	0	2	2	0	0	3	4	1	0	0	0	12	
04	Dziagwa, Thomas	0	0	0	0	0	0	0	0	0	0	0	0	0	0	0	2	
12	McGriff, Cameron	1	1	0	0	0	0	1	1	2	2	2	0	0	0	0	10	
14	N'Guessan, Lucas	0	1	0	0	0	0	0	0	0	0	1	0	0	0	0	3	
24	Dillard, Davon	0	2	0	1	0	1	0	1	0	0	0	2	0	0	0	8	
Team		1																
Totals.....		29	57	8	20	5	5	8	19	27	13	71	17	9	4	3	200	

TOTAL FG%	1st Half: 13-28 46.4%	2nd Half: 16-29 55.2%	Game: 50.9%	DEADBALL
3-PT FG%	1st Half: 6-14 42.9%	2nd Half: 2-6 33.3%	Game: 40.0%	REBOUNDS
F Throw %	1st Half: 2-2 100%	2nd Half: 3-3 100%	Game: 100%	0

HOME TEAM: TCU (17-9, 6-7 Big 12)

#	Player	fg	fga	3-pt	3-pt	ft	fta	rebounds	pf	tp	a	blk	s	min			
10	Brodziansky, Vlad	f	3	7	1	2	5	6	1	4	5	1	12	0	1	0	21
15	Miller, JD	f	6	11	2	5	2	2	0	3	3	0	16	1	1	0	28
00	Fisher, Jaylen	g	2	7	1	3	3	0	2	2	2	8	4	1	0	0	31
25	Robinson, Alex	g	4	9	1	5	0	0	0	1	1	9	6	1	0	3	33
34	Williams, Kenrich	g	5	12	2	4	0	0	4	7	11	2	12	3	0	2	37
01	Bane, Desmond	1	2	1	1	0	0	0	0	1	1	3	1	0	0	0	13
02	Williams, Michael	0	0	0	0	0	0	0	0	1	1	1	0	0	0	0	6
11	Parrish, Brandon	0	0	0	0	0	0	0	0	1	0	0	0	0	0	0	12
32	Shepherd, Karviar	1	2	0	0	0	0	0	0	3	2	1	1	0	0	0	12
33	Washburn, Chris	2	2	0	0	2	2	1	0	1	6	0	1	0	0	0	7
TEAM		1															
Totals.....		24	52	8	20	12	13	8	20	28	12	68	16	10	2	4	200

TOTAL FG%	1st Half: 11-25 44.0%	2nd Half: 13-27 48.1%	Game: 46.2%	DEADBALL
3-PT FG%	1st Half: 4-9 44.4%	2nd Half: 4-11 36.4%	Game: 40.0%	REBOUNDS
F Throw %	1st Half: 3-4 75.0%	2nd Half: 9-9 100%	Game: 92.3%	2

Officials: Joe DeRosa, Don Daily, Tony Padilla  
Technical fouls: Oklahoma State-None. TCU-None.  
Attendance: 6301

Score by Periods	1st	2nd	Total
Oklahoma State	34	37	71
TCU	29	39	68

Points in the paint-OSU 38, TCU 32. Points off turnovers-OSU 17, TCU 9.  
2nd chance points-OSU 7, TCU 11. Fast break points-OSU 9, TCU 10.  
Bench points-OSU 6, TCU 11. Score tied-7 times. Lead changed-8 times.  
Last FG-OSU 2nd-00:13, TCU 2nd-01:37.  
Largest lead-OSU by 9 2nd-12:05, TCU by 6 1st-08:24.  
OSU led for 23:35. TCU led for 11:04. Game was tied for 05:21.



# INSIDE THE COWBOY RECORD BOOKS

## CAREER 3FG MADE, ALL GAMES

1.	312	<b>Phil Forte (2012-Pr)</b>
2.	299	Keiton Page (2008-12)
3.	279	Randy Rutherford (1992-95)
4.	245	Obi Muonelo (2006-10)
5.	228	Adrian Peterson (1995-99)
6.	225	James Anderson (2007-10)
7.	197	JamesOn Curry (2004-07)
8.	182	Joe Adkins (1996-2000)
9.	175	John Lucas (2003-05)
10.	170	Brooks Thompson (1992-94)

## CAREER 3FG ATTEMPTED, ALL GAMES

1.	812	Keiton Page (2008-12)
2.	792	<b>Phil Forte (2012-Pr)</b>
3.	668	Randy Rutherford (1992-95)
4.	634	Obi Muonelo (2006-10)

## CAREER POINTS

1.	2,379	Byron Houston (1988-92)
---		
6.	1,702	Desmond Mason (1996-00)
7.	1,669	Bob Kurland (1942-46)
8.	1,658	<b>Phil Forte (2012-Pr)</b>
9.	1,655	Markel Brown (2010-14)
10.	1,651	Keiton Page (2008-12)
11.	1,542	Matt Clark (1978-83)
12.	1,541	Randy Rutherford (1992-95)

## CAREER FREE THROW PCT., ALL GAMES

1.	89.5	John Lucas (2003-05)	162-181
2.	88.0	<b>Phil Forte (2012-Pr)</b>	<b>380-432</b>
3.	86.2	Mark Tucker (1977-79)	188-218
4.	85.9	Keiton Page (2008-12)	360-419
5.	84.9	Arlen Clark (1956-59)	437-515
6.	84.0	Henry "Moe" Iba (1959-62)	126-150
7.	83.8	John Starks (1987-88)	114-136
8.	83.8	Jerry Adair (1956-58)	191-228
9.	82.4	Darwyn Alexander (1988-92)	341-414
10.	81.9	Joey Graham (2003-05)	235-287

## FREE THROWS MADE IN A CAREER

1.	698	Byron Houston (1988-92)
2.	618	Bryant Reeves (1991-95)
3.	539	Le'Bryan Nash (2011-15)
4.	488	Byron Eaton (2005-09)
5.	462	Bob Mattick (1951-54)
6.	437	Arlen Clark (1956-59)
7.	420	James Anderson (2007-10)
8.	407	Markel Brown (2010-14)
9.	404	Matt Clark (1978-83)
10.	388	Olus Holder (1974-78)
11.	380	<b>Phil Forte (2012-Present)</b>
12.	360	Keiton Page (2008-12)
13.	354	Adrian Peterson (1995-99)
14.	351	Fredrik Jönzén (1998-2002)

## FREE THROWS ATTEMPTED IN A CAREER

1.	956	Byron Houston (1988-92)
---		
15.	468	Desmond Mason (1996-2000)
16.	461	Ivan McFarlin (2001-05)
17.	455	Adrian Peterson (1995-99)
18.	432	<b>Phil Forte (2012-Pr)</b>
19.	419	Keiton Page (2008-12)
20.	415	Clayton Carter (1953-56)
21.	414	Darwyn Alexander (1988-92)
22.	413	Victor Williams (2000-03)
23.	391	Bob Harris (1946-49)

## GAMES PLAYED/STARTED IN A CAREER

1.	136	133	Bryant Reeves (1991-95)
	136	113	Byron Eaton (2005-09)
3.	134	108	Keiton Page (2008-12)
	134	103	Markel Brown (2010-14)
	134	89	Terrel Harris (2005-09)
6.	132	131	Ivan McFarlin (2001-05)
7.	130	83	Fredrik Jönzén (1998-2002)
8.	129	109	Desmond Mason (1996-2000)
	129	82	Chianti Roberts (1993-97)
10.	128	71	<b>Phil Forte (2012-Pr)</b>
	128	108	Darwyn Alexander (1988-92)
	128	95	Corey Williams (1988-92)
	128	89	Joe Adkins (1996-2000)
14.	127	124	Byron Houston (1988-92)
15.	126	120	Le'Bryan Nash (2011-15)
	126	61	Terry Collins (1991-95)
	126	—	Blake Williams (1944-48)
18.	123	—	J.L. Parks (1944-46, 47-49)
19.	122	120	Adrian Peterson (1995-99)
20.	121	71	Marshall Moses (2007-11)
	121	45	Andre Williams (1999-2003)
22.	120	—	Joe Bradley (1945-49)
23.	119	24	Nick Sidorakis (2007-11)
24.	118	76	Obi Muonelo (2006-10)
	118	—	Bob Kurland (1942-46)
26.	114	67	Royce Jeffries (1986-90)
28.	113	52	<b>Leyton Hammonds (2013-17)</b>
	113	14	Terrence Crawford (2000-02, 03-05)

## CAREER 3FG PERCENTAGE, BIG 12 GAMES

1.	45.0	John Lucas (2004-05)
2.	44.8	Glendon Alexander (1999-2000)
3.	40.6	Obi Muonelo (2007-10)
4.	40.1	<b>Phil Forte (2012-Pr)</b>
5.	39.3	JamesOn Curry (2005-07)
6.	39.1	Desmond Mason (1997-2000)
7.	38.4	James Anderson (2008-10)
8.	37.7	Byron Eaton (2006-09)
9.	37.4	Melvin Sanders (2001-03)
10.	37.1	Adrian Peterson (1997-99)

## CAREER POINTS, BIG 12 GAMES

1.	1,026	Le'Bryan Nash (2011-15)
2.	969	Markel Brown (2011-14)
3.	863	James Anderson (2008-10)
4.	862	<b>Phil Forte (2012-Pr)</b>
5.	829	Adrian Peterson (1997-99)
6.	819	Keiton Page (2009-12)
7.	807	Desmond Mason (1997-2000)
8.	733	Byron Eaton (2006-09)
9.	710	Ivan McFarlin (2002-05)
10.	702	Victor Williams (2001-03)

## CAREER STEALS, ALL GAMES

1.	267	Byron Eaton (2005-09)
---		
6.	167	Darwyn Alexander (1988-92)
7.	159	Byron Houston (1988-92)
8.	158	Victor Williams (2000-03)
	158	Desmond Mason (1996-00)
10.	155	Matt Clark (1978-83)
11.	154	<b>Phil Forte (2012-Pr)</b>
	154	Joe Adkins (1996-00)

## CAREER STEALS, BIG 12 GAMES

1.	107	Byron Eaton (2006-09)
---		
5.	80	Keiton Page (2009-12)
6.	77	Desmond Mason (1997-00)
7.	75	Terrel Harris (2006-09)
8.	73	<b>Phil Forte (2012-Pr)</b>
9.	72	Ivan McFarlin (2002-05)

## CAREER STEALS PER GAME (MINIMUM 60)

1.	2.9	188	Marcus Smart (2012-14) *
---			
9.	1.9	136	Richard Dumas (1987-90)
10.	1.7	158	Victor Williams (2000-03)
	1.7	99	Maurice Baker (2000-02)
12.	1.6	73	<b>Jawun Evans (2015-Pr)</b>
13.	1.5	143	Doug Gottlieb (1997-2000)
14.	1.4	155	Matt Clark (1978-83)
	1.4	95	Daniel Bobik (2003-05)
	1.4	130	Melvin Sanders (2000-03)
17.	1.3	140	Marcus Dove (2003-08)
	1.3	88	Sean Sutton (1990-92)
	1.3	167	Darwyn Alexander (1988-92)
	1.3	173	Terrel Harris (2005-09)
	1.3	170	Ivan McFarlin (2001-05)
	1.3	159	Byron Houston (1988-92)
23.	1.2	154	<b>Phil Forte (2012-Pr)</b>
	1.2	158	Desmond Mason (1996-2000)
	1.2	154	Joe Adkins (1996-2000)
	1.2	117	Randy Rutherford (1992-95)
	1.2	151	Chianti Roberts (1993-97)
	1.2	78	Jeff Newberry (2015-16)

## 20-POINT GAMES IN A CAREER

1.	56	Bryant Reeves (1991-95)
---		
8.	27	Keiton Page (2008-12)
9.	26	Leroy Combs (1979-83)
	26	Bob Kurland (1942-46)
11.	24	Kevin Fitzgerald (1971-74)
12.	23	<b>Phil Forte (2012-Pr)</b>
13.	22	Marcus Smart (2012-14)
	22	Richard Dumas (1987-90)
15.	21	Markel Brown (2010-14)
	21	Mario Boggan (2005-07)
	21	Ed Odum (1978-80)
18.	20	JamesOn Curry (2004-07)
	20	John Lucas (2003-05)
	20	Ronnie Daniel (1973-77)

## ASSISTS PER GAME IN A CAREER

1.	8.2	793	Doug Gottlieb (1997-2000)
2.	6.3	397	Andre Owens (1994-96)
3.	5.5	153	Jay Davis (1986-87)
4.	5.4	339	Brooks Thompson (1992-94)
5.	5.3	251	<b>Jawun Evans (2015-Pr)</b>
6.	5.0	264	Eddie Hannon (1980-82)
7.	4.8	287	Marcus Smart (2012-14)
8.	4.6	137	John Starks (1987-88)
9.	4.5	295	Sean Sutton (1990-92)
10.	4.3	293	John Lucas (2003-05)

## ASSIST/TO RATIO IN A CAREER

	Ratio	Player (Season)	Ast	TO
1.	3.69	Scott Sutton (1992-94)	181	49
2.	2.99	Doug Gottlieb (1997-2000)	793	265
3.	2.48	John Lucas (2003-05)	293	118
4.	2.39	Jay Davis (1986-87)	153	64
5.	2.18	Anthony Hickey (2014-15)	109	50
6.	2.11	Sean Sutton (1990-92)	295	140
7.	2.09	Win Case (1983-85)	215	103
8.	2.05	Tyree Griffin (2014-16)	152	74
9.	1.98	<b>Jawun Evans (2015-Pr)</b>	251	127
10.	1.91	Andre Owens (1994-96)	397	208



# NATIONAL POLLS / SUPERLATIVES / OSU'S RECORD WHEN ...

## NATIONAL POLLS (FEB. 13)

### AP POLL

RK	TEAM	RECORD	PTS
1	Gonzaga (60)	26-0	1,620
2	Villanova (5)	24-2	1,564
3	Kansas	22-3	1,493
4	Baylor	22-3	1,394
5	Arizona	23-3	1,301
6	UCLA	23-3	1,276
7	Oregon	22-4	1,229
8	Louisville	20-5	1,204
9	West Virginia	20-5	1,012
10	North Carolina	21-5	1,005
11	Wisconsin	21-4	868
12	Duke	20-5	857
13	Kentucky	20-5	854
14	Virginia	18-6	825
15	Florida	20-5	717
16	Purdue	20-5	682
17	Florida State	21-5	665
18	Cincinnati	22-3	634
19	SMU	22-4	415
20	Creighton	21-4	298
21	South Carolina	20-5	296
22	Saint Mary's	22-3	269
23	Maryland	21-4	136
24	Butler	19-6	129
25	Notre Dame	19-7	122

Others receiving votes: Wichita State 87, Xavier 72, Northwestern 60, USC 16, VCU 14, Dayton 4, Middle Tennessee 3, Monmouth 2, **Oklahoma State 1**, Vermont 1

### USA TODAY COACHES POLL

RK	TEAM	RECORD	PTS
1	Gonzaga (29)	26-0	797
2	Villanova (3)	24-2	770
3	Kansas	22-3	735
4	Baylor	22-3	665
5	UCLA	23-3	636
6	Arizona	23-3	620
7	Louisville	20-5	607
8	Oregon	22-4	581
9	North Carolina	21-5	511
10	Wisconsin	21-4	494
11	Kentucky	20-5	456
12	West Virginia	20-5	448
13	Florida	20-5	371
14	Duke	20-5	367
15	Virginia	18-6	363
16	Purdue	20-5	318
17	Cincinnati	22-3	312
18	Florida State	21-5	268
19	South Carolina	20-5	198
20	Notre Dame	19-7	167
21	Saint Mary's	22-3	131
22	Creighton	21-4	130
23	SMU	22-4	127
24	Maryland	21-4	90
25	Butler	19-6	80

Others receiving votes: Xavier 56, Northwestern 27, USC 24, Wichita State 19, Dayton 8, Kansas State 7, Miami 7, Middle Tennessee 6, New Mexico State 2, Akron 2

## COWBOY SUPERLATIVES

### Points

35	Jawun Evans vs UConn, 11-21-16
34	Jawun Evans vs Campbell, 11-11-16
31	Phil Forte vs Central Arkansas, 11-14-16

### 20-Point Games

12	Jeffrey Carroll, last vs Baylor, 2-8-17
9	Jawun Evans, last vs TCU, 1-23-17
4	Phil Forte, last at Texas Tech, 1-21-17
1	Leyton Hammonds at TCU, 2-15-17

### 10-Rebound Games

3	Jeffrey Carroll, last vs TCU, 1-23-17
1	Mitchell Solomon vs Texas A&M-CC, 12-22-16
1	Cameron McGriff vs Campbell, 11-11-16
1	Leyton Hammonds vs New Orleans, 11-16-16

### Assists

12	Jawun Evans at TCU, 2-15-17
11	Jawun Evans vs West Virginia, 12-30-16

### 5-Assist Games

16	Jawun Evans, last at TCU, 2-15-17
----	-----------------------------------

### Steals

5	Jawun Evans vs Rogers State, 11-30-16
5	Jawun Evans vs Campbell, 11-11-16
5	Lindy Waters vs Georgetown, 11-23-16
5	Jawun Evans vs UConn, 11-21-16

### 4-Steal Games

3	Jawun Evans, last vs Rogers State, 11-30-16
1	Phil Forte vs UConn, 11-21-16
1	Lindy Waters vs Georgetown, 11-23-16
1	Brandon Averette vs Georgetown, 11-23-16

### Blocks

4	Mitchell Solomon at TCU, 2-15-17
4	Mitchell Solomon vs Iowa State, 1-11-17
3	Lucas N'Guessan vs Campbell, 11-11-16

### Double-Doubles by Player

Jeffrey Carroll (3)
20 points, 11 rebounds vs Central Arkansas, 11-14-16
15 points, 12 rebounds vs Maryland, 12-03-16
19 points, 10 rebounds vs TCU, 1-23-17

### Jawun Evans (2)

16 points, 12 assists at TCU, 2-15-17
15 points, 11 assists vs West Virginia, 12-30-16

### Leyton Hammonds (1)

15 points, 13 rebounds vs New Orleans, 11-16-16
---

## OSU'S RECORD WHEN...

Overall	17-9
Big 12 Conference games only	6-7
Non-Conference games only	11-2
Home games	9-4
Away games	6-4
Neutral games	2-1
vs. KenPom Top 50	6-8
vs. KenPom 51-100	3-1

Leading at halftime	15-5
Tied / Trailing at halftime	2-4

Shooting 50 percent or better	10-1
Shooting less than 50 percent	7-8
Shooting same as or better than opponent	11-3
Shooting worse than opponent	6-6
Opp. shoots 50 pct. or better	2-5
Opp. shoots less than 50 pct.	12-4
Opp. shoots less than 40 pct.	3-0

Out-rebounding opponent	12-4
Opp. has more or same # of rebounds	4-6

Committing fewer TOs than opponent	12-3
Committing more or same # of TOs	5-6

Forced less than 10 turnovers	1-0
Forced 10-14 turnovers	5-6
Forced 15-19 turnovers	5-3
Forced 20-plus turnovers	6-0

Making more FTs than opponent	11-2
Making fewer or same # of FTs	7-6

Scoring 80-plus points	4-3
Scoring 90-plus points	5-0
Scoring 100-plus points	5-0

Opponent scores less than 50 points	0-0
Opponent scores less than 60 points	0-0
Opponent scores less than 70 points	6-1
Opponent scores less than 80 points	8-3
Opponent scores 80-plus points	1-2
Opponent scores 90-plus points	2-3
Opponent scores 100-plus points	0-1

Final Margin: 1-3 points	2-3
4-10 points	3-4
11-15 points	3-0
16-19 points	3-1
20-plus points	6-1

National television	0-0
ABC	0-0
CBS	0-0
CBS Sports	1-0
ESPN	1-1
ESPN2	2-2
ESPNU	7-3
ESPNews	0-1
Longhorn Network	0-1
Fox Sports 1	0-0
FSN / FCS	5-0
Big Ten Network	0-1
TNT	0-0
TBS	0-0
Internet broadcast (ESPN3)	1-0






## PLAYER SPOTLIGHT

### O BRANDON AVERETTE

Point Guard ▶ 5-11 ▶ 175 ▶ Freshman ▶ Richardson, Texas (Richardson High School)

(Pronounced: AA-vurr-et-te)



- ▶ Hit the go-ahead free throws against TCU to give OSU the lead and win over the Frogs.
- ▶ Big 12 Newcomer of the Week for Dec. 12, 2016.
- ▶ Had a career high game against Tulsa with 17 points.
- ▶ Averaging 13.5 points, 3.5 assists on 64.7 percent shooting over the last two games.
- ▶ Coming-out party against Georgetown featured 12 points, four assists and four steals.
- ▶ Became the first signee of the Underwood era at Oklahoma State on April 14, 2016.
- ▶ Led all DFW area 6A players in scoring in 2016 with an average of 22.6 points.
- ▶ Two-time District 10-6A Most Valuable Player and a two-time All-Region selection by the Texas Association of Basketball Coaches (TABCO).
- ▶ MaxPreps ranked Averette as the No. 17 player in the state of Texas, while 247Sports tabbed him as the No. 20 recruit in the Lone Star state.
- ▶ Not just a scorer, Averette also averaged 6.0 assists and 4.6 rebounds per game in 2015-16.
- ▶ Helped Richardson post a 27-7 record as a senior.
- ▶ Posted a triple-double against Highland Park with 17 points, 11 assists and 10 rebounds.
- ▶ Earned All-Area second team honors from the Dallas Morning News.

#### AVERETTE AGAINST TONIGHT'S OPPONENT

Opponent	Date	GS	Min	FG	FGA	3FG	FGA	FT	FTA	Off	Def	Tot	PF	A	TO	Blk	Stl	Pts
at Oklahoma	1/30/2017		12	2	2	0	0	0	0	0	1	1	1	0	1	0	0	4
Averages			12.0		100.0%		-		-			1.0	1.0	0.0	1.0	0.0	0.0	4.0

#### 2016-17 GAME-BY-GAME STATS

Opponent	Date	GS	TOTAL			3-PTS			REBOUNDS										Pts	Avg			
			FG	FGA	Pct	3FG	FGA	Pct	FT	FTA	Pct	Off	Def	Tot	Avg	PF	FO	A			TO	Blk	Stl
CAMPBELL	11/11/16	13	2	3	.667	0	0	.000	1	1	1.000	0	2	2	2.0	2	0	0	2	0	5	5.0	
CENTRAL ARKANSAS	11/14/16	6	0	3	.000	0	1	.000	0	0	.000	0	1	1	1.5	2	0	1	1	0	2	2.5	
NEW ORLEANS	11/16/16	21	1	8	.125	0	0	.000	6	6	1.000	0	3	3	2.0	1	0	3	2	0	1	8	4.3
vs UConn	11/21/16	3	0	0	.000	0	0	.000	0	0	.000	0	0	0	1.5	0	0	0	0	0	0	3.3	
vs North Carolina	11/22/16	11	2	5	.400	0	0	.000	1	2	.500	0	0	0	1.2	2	0	1	1	0	1	5	3.6
vs Georgetown	11/23/16	14	6	8	.750	0	0	.000	0	0	.000	0	0	0	1.0	1	0	4	2	0	4	12	5.0
ROGERS STATE	11/30/16	17	5	9	.556	2	2	1.000	3	4	.750	0	0	0	0.9	3	0	3	0	0	2	15	6.4
at Maryland	12/03/16	8	2	2	1.000	1	1	1.000	0	0	.000	0	1	1	0.9	2	0	1	3	0	0	5	6.3
at Tulsa	12/10/16	37	7	17	.412	0	1	.000	3	6	.500	1	2	3	1.1	2	0	3	5	0	3	17	7.4
ARKANSAS-PINE BLUFF	12/14/16	19	3	9	.333	1	3	.333	2	2	1.000	0	1	1	1.1	2	0	1	3	0	1	9	7.6
at Wichita State	12/17/16	19	1	4	.250	0	0	.000	6	9	.667	0	4	4	1.4	4	0	3	5	0	2	8	7.6
A&M-CORPUS CHRISTI	12/22/16	21	4	9	.444	1	2	.500	2	2	1.000	0	2	2	1.4	0	0	2	2	0	2	11	7.9
WEST VIRGINIA	12/30/16	13	0	2	.000	0	0	.000	0	0	.000	0	1	1	1.4	2	0	1	2	0	0	0	7.3
at Texas	01/04/17	8	1	3	.333	1	1	1.000	0	0	.000	1	2	3	1.5	2	0	0	0	0	0	3	7.0
at Baylor	01/07/17	15	1	3	.333	0	1	.000	1	2	.500	0	2	2	1.5	2	0	4	1	0	0	3	6.7
IOWA STATE	01/11/17	18	0	0	.000	0	0	.000	0	0	.000	0	5	5	1.8	0	0	5	2	0	0	0	6.3
at Kansas	01/14/17	15	1	2	.500	0	0	.000	0	0	.000	1	3	4	1.9	3	0	0	0	0	0	2	6.1
KANSAS STATE	01/18/17	15	0	1	.000	0	0	.000	2	2	1.000	0	1	1	3.0	3	0	3	1	0	3	2	2.0
at Texas Tech	01/21/17	22	1	2	.500	1	1	1.000	0	2	.000	0	1	1	1.8	2	0	2	4	0	1	3	5.7
TCU	01/23/17	13	3	7	.429	0	0	.000	0	0	.000	0	0	0	1.7	0	0	1	0	0	0	6	5.7
ARKANSAS	01/28/17	17	3	6	.500	0	1	.000	2	2	1.000	0	2	2	1.7	0	0	0	1	0	0	8	5.8
at Oklahoma	01/30/17	12	2	2	1.000	0	0	.000	0	0	.000	0	1	1	1.0	1	0	0	1	0	0	4	4.6
at West Virginia	02/4/17	13	1	2	.500	1	1	1.000	2	2	1.000	0	2	2	1.7	1	0	1	2	0	1	5	5.7
BAYLOR	02/07/17	14	2	2	1.000	0	0	.000	0	0	.000	0	2	2	1.7	0	0	2	0	0	1	4	5.6
TEXAS	02/11/17	14	1	3	.333	0	1	.000	0	0	.000	0	2	2	1.7	0	0	3	2	0	0	2	5.5
at TCU	02/15/17	12	1	1	1.000	0	0	.000	2	2	1.000	0	0	0	1.7	3	0	1	0	0	0	4	5.4

#### CAREER GAME HIGHS / SUPERLATIVES

Points	17, at Tulsa, 2016-17
Rebounds	5, vs Iowa State, 2016-17
Field Goals	7, at Tulsa, 2016-17
Field Goals Att.	17, at Tulsa, 2016-17
Three-Point FG	2, vs Rogers State, 2016-17
Three-Point FG Att.	3, vs Arkansas-Pine Bluff, 2016-17
Free Throws Made	6, 2x. last vs Wichita State, 2016-17
Free Throws Att.	9, at Wichita State, 2016-17
Assists	5, vs Iowa State, 2016-2017
Steals	4, vs Georgetown, 2016-17
Blocks	-
Minutes	37, at Tulsa, 2016-17

Miscellaneous	Career
Games with 10+ points	4
Games with 20+ points	0
Games with 5+ rebounds	1
Games with 10+ rebounds	0
Games with 3+ assists	9
Games with 2+ steals	7
Games with 2+ blocks	0
Double-Doubles	0
Games led team in points	1
Games led team in rebounds	0
Games led team in assists	2
Games led team in steals	3
Games led team in blocks	0

#### CAREER STATS

Year	GP	GS	Min	Avg	-----Total-----			-----3-PTS-----			-----Rebounds-----										Pts	Avg			
					FG	FGA	Pct	FG	FGA	Pct	FT	FTA	Pct	Off	Def	Tot	Avg	PF	FO	Ast			TO	Blk	Stl
2016-17	26	1	390	15.0	50	113	.442	8	16	.500	33	44	.750	3	40	43	1.7	40	0	45	42	0	24	141	5.4
TOTAL	26	1	390	15.0	50	113	.442	8	16	.500	33	44	.750	3	40	43	1.7	40	0	45	42	0	24	141	5.4



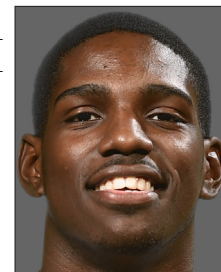


# PLAYER SPOTLIGHT

## 1 JAWUN EVANS

Point Guard ► 6-1 ► 185 ► Sophomore ► Dallas, Texas (Kimball High School)

(Pronounced: JUH-won)



- Recorded second career double-double in win over TCU with 16 points and a career-high 12 assists.
- Naismith Trophy final 30 candidate.
- Big 12 Player of the Week for Jan. 30 after averaging 21.5 points against TCU and Arkansas.
- Recorded first career double-double with 15 points and a career-high 11 assists against No. 11 West Virginia.
- Maui Invitational All-Tournament team selection after a pair of 30-plus point games against UConn and North Carolina.
- Named to the NCAA's "All-Week Team" after the Maui Invite.
- Poured in a game-high 34 points in the season opener (26 by halftime), which is the 28th best scoring game in OSU history.
- 2017 Naismith Trophy and Bob Cousy Point Guard of the Year Award watch list member.
- Preseason All-Big 12 First Team selection.
- Named Big 12 Freshman of the Year and All-Big 12 honorable mention after a standout freshman season.
- Led all Big 12 freshmen in scoring (12.9 PPG), assists (4.9 apg), assist-to-turnover ratio (1.9 A/TO), field goal percentage (47.1), 3-point field goal percentage (47.5) and free throw percentage (83.3).
- Three-time recipient of the Big 12 Newcomer of the Week award (Jan. 25, Jan. 18, Dec. 25).

### EVANS AGAINST TONIGHT'S OPPONENT

Opponent	Date	GS	Min	FG	FGA	3FG	FGA	FT	FTA	Off	Def	Tot	PF	A	TO	Blk	Stl	Pts
OKLAHOMA	1/13/2016	*	39	18	31	2	2	4	5	2	5	7	0	6	5	0	1	42
at Oklahoma	1/30/2017	*	35	5	20	3	7	11	16	1	4	5	0	4	5	0	3	24
Averages			37.0		45.1%		55.6%		71.4%			6.0	0.0	5.0	5.0	0.0	2.0	33.0

### 2016-17 GAME-BY-GAME STATS

Opponent	Date	GS	TOTAL			3-PTS			REBOUNDS										Pts	Avg				
			Min	FG	FGA	Pct	3FG	FGA	Pct	FT	FTA	Pct	Off	Def	Tot	Avg	PF	FO			A	TO	Blk	Stl
CAMPBELL	11/11/16	*	27	11	18	.611	2	2	1.000	10	11	.909	2	4	6	6.0	2	0	3	2	0	5	34	34.0
CENTRAL ARKANSAS	11/14/16	*	30	8	11	.727	0	0	.000	7	10	.700	1	4	5	5.5	3	0	8	3	1	3	23	28.5
NEW ORLEANS	11/16/16	*	19	5	9	.556	1	2	.500	2	2	1.000	0	1	1	4.0	1	0	8	1	0	1	13	23.3
vs UConn	11/21/16	*	31	10	26	.385	3	5	.600	12	17	.706	1	3	4	4.0	4	0	6	1	0	5	35	26.3
vs North Carolina	11/22/16	*	27	13	25	.520	2	5	.400	2	4	.500	1	1	2	3.6	1	0	1	3	0	1	30	27.0
vs Georgetown	11/23/16	*	28	5	15	.333	1	2	.500	2	2	1.000	0	0	0	3.0	0	0	6	1	0	2	13	24.7
ROGERS STATE	11/30/16	*	27	7	16	.438	1	2	.500	10	11	.909	1	3	4	3.1	3	0	4	3	0	5	25	24.7
at Maryland	12/03/16	*	33	7	17	.412	0	1	.000	2	3	.667	2	3	5	3.4	2	0	5	2	0	2	16	23.6
at Tulsa	12/10/16		DNP																					
ARKANSAS-PINE BLUFF	12/14/16	*	22	2	5	.400	1	1	1.000	0	0	.000	0	1	1	3.1	1	0	2	4	1	0	5	21.6
at Wichita State	12/17/16	*	24	9	16	.563	3	5	.600	1	2	.500	3	2	5	3.3	2	0	4	4	1	3	22	21.6
A&M-CORPUS CHRISTI	12/22/16	*	17	1	6	.167	0	0	.000	4	4	1.000	0	1	1	3.1	4	0	4	3	0	1	6	20.2
WEST VIRGINIA	12/30/16	*	32	3	9	.333	0	2	.000	9	14	.643	1	1	2	3.0	3	0	11	5	0	0	15	19.8
at Texas	01/04/17	*	29	5	10	.500	2	3	.667	7	7	1.000	0	3	3	3.0	5	1	4	5	0	1	19	19.7
at Baylor	01/07/17	*	24	2	12	.167	1	3	.333	3	5	.600	2	1	3	3.0	4	0	5	3	0	1	8	18.9
IOWA STATE	01/11/17	*	26	4	14	.286	0	3	.000	4	4	1.000	0	1	1	2.9	3	0	7	3	0	1	12	18.4
at Kansas	01/14/17	*	34	6	22	.273	0	2	.000	3	3	1.000	0	1	1	2.8	4	0	6	4	1	2	15	18.2
KANSAS STATE	01/18/17	*	26	7	17	.412	1	4	.250	5	5	1.000	0	0	0	1.6	4	0	7	3	0	3	20	14.8
at Texas Tech	01/21/17	*	17	2	5	.400	0	1	.000	3	4	.750	0	2	2	2.6	4	0	3	2	0	2	7	17.7
TCU	01/23/17	*	35	11	17	.647	2	4	.500	3	3	1.000	0	2	2	2.5	1	0	8	1	0	1	27	18.2
ARKANSAS	01/28/17	*	29	4	8	.500	1	2	.500	7	8	.875	2	5	7	2.8	1	0	8	1	0	1	16	18.1
at Oklahoma	01/30/17	*	35	5	20	.250	3	7	.429	11	16	.688	1	4	5	3.2	0	0	4	5	0	3	24	18.8
at West Virginia	02/4/17	*	33	6	7	.857	0	0	.000	6	7	.857	1	3	4	2.9	3	0	5	4	0	2	18	18.3
BAYLOR	02/07/17	*	30	7	17	.412	0	4	.000	2	2	1.000	1	4	5	3.0	2	0	6	3	0	2	16	18.2
TEXAS	02/11/17	*	33	6	15	.400	0	0	.000	0	1	.000	1	6	7	3.2	2	0	6	2	0	0	12	18.0
at TCU	02/15/17	*	35	8	17	.471	0	3	.000	0	0	.000	0	4	4	3.2	1	0	12	3	0	1	16	17.9

### CAREER GAME HIGHS / SUPERLATIVES

Points	42, vs Oklahoma, 2016
Rebounds	8, at Texas, 2016
Field Goals	18, vs Oklahoma, 2016
Field Goals Att.	31, vs Oklahoma, 2016
Three-Point FG	3, 4x, last at Oklahoma, 2016-17
Three-Point FG Att.	7, at Oklahoma, 2016-17
Free Throws Made	12, vs UConn, 2016-17
Free Throws Att.	17, vs UConn, 2016-17
Assists	12, at TCU, 2016-17
Steals	5, 3x, last vs Rogers State, 2016-17
Blocks	4, 4x, last vs Baylor, 2016
Minutes	39, vs Oklahoma, 2016

Miscellaneous	Career
Games with 10+ points	29
Games with 20+ points	13
Games with 30+ points	4
Games with 5+ rebounds	19
Games with 10+ rebounds	0
Games with 3+ assists	40
Games with 2+ steals	19
Games with 2+ blocks	0
Double-Doubles	2
Games led team in points	17
Games led team in rebounds	7
Games led team in assists	39
Games led team in steals	26
Games led team in blocks	3

### CAREER STATS

Year	GP	GS	Min	Avg	-----Total-----			-----3-PTS-----			-----Rebounds-----										PF	FO	Ast	TO	Blk	Stl	Pts	Avg
					FG	FGA	Pct	FG	FGA	Pct	FT	FTA	Pct	Off	Def	Tot	Avg											
2015-16	22	20	635	28.9	97	206	.471	19	40	.475	70	84	.833	10	86	96	4.4	54	1	108	56	4	25	283	12.9			
2016-17	25	25	703	28.1	154	354	.435	24	63	.381	115	145	.793	20	60	80	3.2	60	1	143	71	4	48	447	17.9			
TOTAL	47	45	1338	28.5	251	560	.448	43	103	.417	185	229	.808	30	146	176	3.7	114	2	251	127	8	73	730	15.5			




## PLAYER SPOTLIGHT

### 4 THOMAS DZIAGWA

Guard ▶ 6-4 ▶ 180 ▶ Freshman ▶ Temple Terrace, Fla. (Tampa Catholic High School)

(Pronounced: DUH-zawg-wuh)



- ▶ Posted a career-high 14 points in the Cowboys 102-66 win over Arkansas-Pine Bluff.
- ▶ Scored 11 points in the final 10 minutes in the road win over Tulsa, including a pair of free throws with 1.1 on the clock.
- ▶ 10-of-10 from the free throw line to open his OSU career.
- ▶ Broke the 31-year old Tampa Catholic career scoring record with 2,162 career points.
- ▶ Averaged 22.5 points per game as a senior in 2016.
- ▶ Played for his father, Don, at Tampa Catholic High School.
- ▶ Named to the Tampa Bay Times All-Tampa Bay and All-Hillsborough County first teams.
- ▶ Led the Crusaders to the state semifinals for the first time since 2011, and posted a 26-5 record in 2016.
- ▶ Won the 3-point contest and played in the Tampa Bay Basketball Coaches Association All-Star game.
- ▶ Played in the inaugural Battle of the Beast, an all-star game in Tampa that pitted the top seniors from Florida.
- ▶ First-team All-State selection in Class 4A by the Florida Association of Basketball Coaches as both a junior and a senior.
- ▶ As a junior, FloridaHoops.com ranked Dziagwa as a four-star recruit, and the No. 25 player in Florida regardless of position.
- ▶ As a junior, he averaged 26.8 points and 4.5 assists per game while playing for his father, Don, at Tampa Catholic. He shot 38 percent from 3-point range and made 119 3-pointers, an average of 4.1 per game.

#### DZIAGWA AGAINST TONIGHT'S OPPONENT

Opponent	Date	GS	Min	FG	FGA	3FG	FGA	FT	FTA	Off	Def	Tot	PF	A	TO	Blk	Stl	Pts
First Career Meeting																		

#### 2016-17 GAME-BY-GAME STATS

Opponent	Date	TOTAL					3-PTS					REBOUNDS											Pts	Avg
		GS	Min	FG	FGA	Pct	3FG	FGA	Pct	FT	FTA	Pct	Off	Def	Tot	Avg	PF	FO	A	TO	Blk	Stl		
CAMPBELL	11/11/16	9	1	5	.200	1	3	.333	0	0	.000	1	1	2	2.0	0	0	2	0	0	1	3	3.0	
CENTRAL ARKANSAS	11/14/16	4	2	3	.667	2	3	.667	0	0	.000	0	0	0	1.0	1	0	0	0	0	0	6	4.5	
NEW ORLEANS	11/16/16	10	1	2	.500	1	2	.500	0	0	.000	0	0	0	0.7	1	0	0	2	0	0	3	4.0	
vs UConn	11/21/16	DNP																						
vs North Carolina	11/22/16	6	1	2	.500	1	2	.500	2	2	1.000	1	2	3	1.3	0	0	0	0	0	0	5	4.3	
vs Georgetown	11/23/16	6	2	2	1.000	2	2	1.000	2	2	1.000	0	2	2	1.4	1	0	0	0	0	2	8	5.0	
ROGERS STATE	11/30/16	10	0	3	.000	0	3	.000	2	2	1.000	1	1	2	1.5	0	0	1	0	0	1	2	4.5	
at Maryland	12/03/16	0	0	0	.000	0	0	.000	0	0	.000	0	0	0	1.3	0	0	0	0	0	0	0	3.9	
at Tulsa	12/10/16	19	3	9	.333	3	6	.500	2	2	1.000	0	0	0	1.1	2	0	1	0	0	0	11	4.8	
ARKANSAS-PINE BLUFF	12/14/16	22	4	7	.571	4	6	.667	2	2	1.000	1	1	2	1.2	3	0	2	0	0	3	14	5.8	
at Wichita State	12/17/16	15	3	4	.750	3	4	.750	0	0	.000	0	0	0	1.1	4	0	2	0	0	0	9	6.1	
A&M-CORPUS CHRISTI	12/22/16	19	4	8	.500	3	7	.429	0	0	.000	0	0	0	1.0	1	0	0	1	0	2	11	6.5	
WEST VIRGINIA	12/30/16	3	0	2	.000	0	1	.000	0	0	.000	0	0	0	0.9	0	0	0	1	0	0	0	6.0	
at Texas	01/04/17	14	3	6	.500	1	4	.250	0	0	.000	0	0	0	0.8	0	0	0	3	2	0	0	7	6.1
at Baylor	01/07/17	5	0	3	.000	0	2	.000	0	0	.000	1	0	1	0.9	1	0	0	0	0	0	0	5.6	
IOWA STATE	01/11/17	9	1	4	.250	1	4	.250	0	0	.000	0	0	0	0.8	0	0	0	0	0	0	3	5.5	
at Kansas	01/14/17	DNP																						
KANSAS STATE	01/18/17	3	0	1	.000	0	1	.000	0	0	.000	0	0	0	0.3	0	0	0	0	0	0	0	2.5	
at Texas Tech	01/21/17	7	2	3	.667	1	2	.500	0	0	.000	1	0	1	0.8	3	0	1	1	0	0	5	5.1	
TCU	01/23/17	2	0	0	.000	0	0	.000	0	0	.000	0	0	0	0.7	1	0	0	0	0	0	0	4.8	
ARKANSAS	01/28/17	3	0	1	.000	0	1	.000	0	0	.000	0	1	1	0.7	0	0	0	0	0	0	0	4.6	
at Oklahoma	01/30/17	DNP																						
at West Virginia	02/4/17	DNP																						
BAYLOR	02/07/17	2	0	0	.000	0	0	.000	0	0	.000	0	0	0	0.7	1	0	0	0	0	0	0	4.4	
TEXAS	02/11/17	2	0	0	.000	0	0	.000	0	0	.000	0	1	1	0.7	1	0	1	0	0	0	0	4.1	
at TCU	02/15/17	2	0	0	.000	0	0	.000	0	0	.000	0	0	0	0.7	0	0	0	0	0	0	0	4.0	

#### CAREER GAME HIGHS / SUPERLATIVES

Points	14, vs Arkansas-Pine Bluff, 2016-17
Rebounds	3, vs North Carolina, 2016-17
Field Goals	4, 2x, last vs TAMU-CC, 2016-17
Field Goals Att.	9, at Tulsa, 2016-17
Three-Point FG	4, vs Arkansas-Pine Bluff, 2016-17
Three-Point FG Att.	7 vs TAMU-CC, 2016-17
Free Throws Made	2, 5x, last vs Arkansas-Pine Bluff, 2016-17
Free Throws Att.	2, 5x, last vs Arkansas-Pine Bluff, 2016-17
Assists	3, last at Texas, 2016-17
Steals	3, vs Arkansas-Pine Bluff, 2016-17
Blocks	-
Minutes	22, vs Arkansas-Pine Bluff, 2016-17

Miscellaneous	Career
Games with 10+ points	3
Games with 20+ points	0
Games with 5+ rebounds	0
Games with 10+ rebounds	0
Games with 3+ assists	0
Games with 2+ steals	3
Games with 2+ blocks	0
Double-Doubles	0
Games led team in points	0
Games led team in rebounds	0
Games led team in assists	0
Games led team in steals	2
Games led team in blocks	0

#### CAREER STATS

Year	GP	GS	Min	Avg	-----Total-----			-----3-PTS-----			FT	FTA	Pct	-----Rebounds-----				PF	FO	Ast	TO	Blk	Stl	Pts	Avg
					FG	FGA	Pct	FG	FGA	Pct				Off	Def	Tot	Avg								
2016-17	22	0	172	7.8	27	65	.415	23	53	.434	10	10	1.000	6	9	15	0.7	20	0	13	7	0	9	87	4.0
TOTAL	22	0	172	7.8	27	65	.415	23	53	.434	10	10	1.000	6	9	15	0.7	20	0	13	7	0	9	87	4.0




## PLAYER SPOTLIGHT

### 5 TAVARIUS SHINE

Guard/Small Forward ▶ 6-6 ▶ 200 ▶ Junior ▶ Irving, Texas (MacArthur High School)

(Pronounced: tuh-VAR-iss)



- ▶ Will miss the remainder of the season due to a back injury.
- ▶ Saw action in 25 games, starting four, and upped his scoring production from 3.4 points as a freshman to 6.1 points as a sophomore.
- ▶ Returned from injury against Minnesota, and was a key part in OSU's defensive resurgence thanks to his length and energy on that end of the floor.
- ▶ Key five-game stretch in February featured 10.8 points per game on 51.9 percent shooting from 3-point.
- ▶ Registered five double-digit scoring games on the year.
- ▶ Among the team's best free throw shooters at 76.1 percent (35-of-46).
- ▶ Scored a career-high 14 points on the road at Texas, including going four-of-five from behind the arc.
- ▶ Played significant minutes and scored eight points off the bench, including back-to-back three-pointers, in a home win over No. 3 Kansas.
- ▶ Made first career start at Oklahoma, finishing with 11 points and five rebounds.
- ▶ Made first four attempts from three-point range against West Virginia, scoring all 12 points in the first half. Also tied a career high in blocks and steals.
- ▶ As a freshman, Shine posted 16 steals on the year, which was tops among OSU's reserve players.
- ▶ Proved a capable threat from 3-point with a mark of 31.8 percent from deep (21-of-66) in 2014-15. That clip ranked fifth among OSU players last year.

#### SHINE AGAINST TONIGHT'S OPPONENT

Opponent	Date	GS	Min	FG	FGA	3FG	FGA	FT	FTA	Off	Def	Tot	PF	A	TO	Blk	Stl	Pts
at Oklahoma	1/17/2015		22	2	5	0	3	0	0	0	0	0	1	0	2	0	0	4
OKLAHOMA	1/31/2015		11	1	2	1	2	1	2	1	0	1	1	0	1	0	0	4
vs Oklahoma	3/12/2015		11	0	3	0	3	0	0	0	2	2	3	0	1	0	0	0
OKLAHOMA	1/13/2016		12	0	1	0	1	0	0	0	1	1	1	0	0	0	0	0
Totals			56	3	11	1	9	1	2	1	3	4	6	0	4	0	0	8

#### 2016-17 GAME-BY-GAME STATS

Opponent	Date	GS	TOTAL			3-PTS			REBOUNDS										Pts	Avg				
			Min	FG	FGA	Pct	3FG	FGA	Pct	FT	FTA	Pct	Off	Def	Tot	Avg	PF	FO			A	TO	Blk	Stl
CAMPBELL	11/11/16	*	12	0	3	.000	0	3	.000	0	2	.000	1	1	2	2.0	1	0	1	1	1	0	0	0.0
CENTRAL ARKANSAS	11/14/16		19	3	4	.750	2	3	.667	0	0	.000	1	0	1	1.5	3	0	0	1	0	0	8	4.0
NEW ORLEANS	11/16/16		15	2	4	.500	1	3	.333	3	4	.750	2	1	3	2.0	1	0	1	0	1	3	8	5.3
vs UConn	11/21/16		24	2	5	.400	1	3	.333	0	0	.000	1	1	2	2.0	2	0	1	0	0	1	5	5.3
vs North Carolina	11/22/16		16	0	2	.000	0	1	.000	1	2	.500	1	0	1	1.8	2	0	0	0	0	1	1	4.4
vs Georgetown	11/23/16		18	2	4	.500	0	2	.000	1	2	.500	0	1	1	1.7	2	0	3	0	1	2	5	4.5
ROGERS STATE	11/30/16		DNP																					
at Maryland	12/03/16		DNP																					
at Tulsa	12/10/16		DNP																					
ARKANSAS-PINE BLUFF	12/14/16		DNP																					
at Wichita State	12/17/16		DNP																					
A&M-CORPUS CHRISTI	12/22/16		DNP																					
WEST VIRGINIA	12/30/16		DNP																					
at Texas	01/04/17		DNP																					
at Baylor	01/07/17		DNP																					
IOWA STATE	01/11/17		DNP																					
at Kansas	01/14/17		DNP																					
KANSAS STATE	01/18/17		DNP																					
at Texas Tech	01/21/17		DNP																					
TCU	01/23/17		DNP																					
ARKANSAS	01/28/17		DNP																					
at Oklahoma	01/30/17		DNP																					
at West Virginia	02/4/17		DNP																					
BAYLOR	02/07/17		DNP																					
TEXAS	02/11/17		DNP																					
at TCU	02/15/17		DNP																					

#### CAREER GAME HIGHS / SUPERLATIVES

Points	14 at Texas, 2016
Rebounds	9, vs Florida, 2016
Field Goals	5, at Texas, 2016
Field Goals Att.	12, at Iowa State, 2016
Three-Point FG	2, 3x, last vs Central Arkansas, 2016-17
Three-Point FG Att.	8, at Iowa State, 2016
Free Throws Made	5, at Oklahoma, 2016
Free Throws Att.	8, at Oklahoma, 2016
Assists	3, 2x, last vs Georgetown, 2016-17
Steals	3, vs New Orleans, 2016
Blocks	2, 4x, last at Oklahoma, 2016
Minutes	36, 2x, last vs Texas, 2016

#### Miscellaneous

	Career
Games with 10+ points	8
Games with 20+ points	0
Games with 5+ rebounds	7
Games with 10+ rebounds	0
Games with 3+ assists	2
Games with 2+ steals	8
Games with 2+ blocks	4
Double-Doubles	0
Games led team in points	1
Games led team in rebounds	2
Games led team in assists	1
Games led team in steals	12
Games led team in blocks	11

#### CAREER STATS


Year	GP	GS	Min	Avg	-----Total-----			-----3-PTS-----			-----Rebounds-----										PF	FO	Ast	TO	Blk	Stl	Pts	Avg
					FG	FGA	Pct	FG	FGA	Pct	FT	FTA	Pct	Off	Def	Tot	Avg											
2014-15	32	0	420	13.1	37	89	.416	21	66	.318	13	21	.619	16	36	52	1.6	49	0	10	24	8	16	108	3.4			
2015-16	25	4	566	22.6	45	131	.344	27	87	.310	35	46	.761	16	67	83	3.3	70	2	14	27	9	19	152	6.1			
2016-17	6	1	104	17.3	9	22	.409	4	15	.267	5	10	.500	6	4	10	1.7	11	0	6	2	3	7	27	4.5			
TOTAL	63	5	1090	17.3	91	242	.376	52	168	.310	53	77	.688	38	107	145	2.3	130	2	30	53	20	42	287	4.6			



## PLAYER SPOTLIGHT

### 12 CAMERON MCGRUFF

Forward ▶ 6-7 ▶ 210 ▶ Freshman ▶ Grand Prairie, Texas (South Grand Prairie High School)



- ▶ Earned SportsCenter's Top Play on Nov. 23 for his game-changing dunk against Georgetown.
- ▶ 13 boards in the season opener, which are the 5th most off the bench in OSU history, and tied for the 10th most ever by an OSU freshman.
- ▶ Texas Association of Basketball Coaches Class 6A All-State team selection.
- ▶ Poured in 14.3 points, 7.4 rebounds and 1.6 assists per game as a senior.
- ▶ Named to the Dallas Morning News All-Area First Team.
- ▶ Back-to-back First Team All-District 8-6A honors as a junior and a senior.
- ▶ Led SGP to the UIL Regional Final, where they lost to the eventual state champion, DeSoto.
- ▶ Unanimous four-star recruit (247Sports, ESPN, Rivals, ect.)
- ▶ ESPN ranked McGriff the No. 10 overall player in Texas and the No. 19 small forward in the country.
- ▶ Rivals.com listed the Grand Prairie, Texas native as the No. 113th ranked player in the nation.
- ▶ Scout.com said McGriff is the No. 30 forward in the 2016 class.
- ▶ HoopScoopOnline listed the 6-7 wing as the No. 101 player in the country.
- ▶ Averaged 11.8 points and 7.7 rebounds per game as a junior, which helped him earn first-team All-District 8-6A honors.

#### MCGRUFF AGAINST TONIGHT'S OPPONENT

Opponent	Date	GS	Min	FG	FGA	3FG	FGA	FT	FTA	Off	Def	Tot	PF	A	TO	Blk	Stl	Pts
at Oklahoma	1/30/2017		13	0	1	0	1	0	0	1	1	2	3	1	1	1	0	0
Averages			13.0		0.0%		0.0%		-			2.0	3.0	1.0	1.0	1.0	0.0	0.0

#### 2016-17 GAME-BY-GAME STATS

Opponent	Date	GS	Min	TOTAL			3-PTS			REBOUNDS									
				FG	FGA	Pct	3FG	FGA	Pct	FT	FTA	Pct	Off	Def	Tot	Avg	PF	FO	A
CAMPBELL	11/11/16	23	1	4	.250	0	1	.000	3	4	.750	2	11	13	13.0	3	0	2	3
CENTRAL ARKANSAS	11/14/16	20	1	3	.333	0	0	.000	0	1	.000	2	3	5	9.0	5	1	2	3
NEW ORLEANS	11/16/16	9	1	2	.500	1	1	1.000	0	0	.000	0	1	1	6.3	4	0	1	0
vs UConn	11/21/16	27	3	6	.500	1	1	1.000	6	8	.750	0	5	5	6.0	3	0	0	1
vs North Carolina	11/22/16	26	0	3	.000	0	1	.000	2	2	1.000	2	0	2	5.2	3	0	1	2
vs Georgetown	11/23/16	25	2	3	.667	0	0	.000	7	7	1.000	2	3	5	5.2	3	0	0	3
ROGERS STATE	11/30/16	15	1	2	.500	0	1	.000	0	2	.000	0	0	0	4.4	2	0	0	1
at Maryland	12/03/16	10	0	1	.000	0	0	.000	0	0	.000	1	0	1	4.0	2	0	2	2
at Tulsa	12/10/16	18	2	2	1.000	1	1	1.000	0	0	.000	2	4	6	4.2	4	0	1	2
ARKANSAS-PINE BLUFF	12/14/16	18	1	1	1.000	0	0	.000	8	10	.800	3	1	4	4.2	4	0	1	2
at Wichita State	12/17/16	13	0	2	.000	0	2	.000	0	0	.000	0	1	1	3.9	1	0	0	0
A&M-CORPUS CHRISTI	12/22/16	DNP																	
WEST VIRGINIA	12/30/16	11	1	1	1.000	0	0	.000	2	3	.667	2	1	3	3.8	0	0	0	2
at Texas	01/04/17	17	1	4	.250	0	1	.000	4	6	.667	2	1	3	3.8	4	0	0	1
at Baylor	01/07/17	24	1	2	.500	1	2	.500	3	5	.600	2	3	5	3.9	2	0	1	0
IOWA STATE	01/11/17	* 25	4	7	.571	1	1	1.000	1	2	.500	1	5	6	4.0	3	0	1	1
at Kansas	01/14/17	4	0	1	.000	0	1	.000	0	0	.000	0	0	0	3.8	2	0	0	0
KANSAS STATE	01/18/17	11	1	5	.200	1	2	.500	0	0	.000	0	2	2	3.6	1	0	0	1
at Texas Tech	01/21/17	6	0	0	.000	0	0	.000	2	4	.500	0	1	1	3.5	4	0	0	1
TCU	01/23/17	11	0	1	.000	0	1	.000	0	0	.000	0	0	0	3.3	0	0	0	0
ARKANSAS	01/28/17	15	1	2	.500	0	0	.000	2	2	1.000	2	0	2	3.3	1	0	3	1
at Oklahoma	01/30/17	13	0	1	.000	0	1	.000	0	0	.000	1	1	2	1.4	3	0	1	1
at West Virginia	02/4/17	14	2	3	.667	0	0	.000	3	3	1.000	2	0	2	3.1	4	0	0	2
BAYLOR	02/07/17	20	0	2	.000	0	0	.000	3	4	.750	0	1	1	3.0	1	0	0	0
TEXAS	02/11/17	15	1	1	1.000	0	0	.000	0	1	.000	1	2	3	3.0	1	0	0	1
at TCU	02/15/17	10	1	1	1.000	0	0	.000	0	0	.000	1	1	2	3.0	2	0	0	0

#### CAREER GAME HIGHS / SUPERLATIVES

Points	13, vs UConn, 2016-17
Rebounds	13, vs Campbell, 2016-17
Field Goals	4, vs Iowa State, 2016-17
Field Goals Att.	7, vs Iowa State, 2016-17
Three-Point FG	1, 6x, last vs Kansas State, 2016-17
Three-Point FG Att.	2, 3x, last vs Kansas State, 2016-17
Free Throws Made	8, vs Arkansas-Pine Bluff, 2016-17
Free Throws Att.	10, vs Arkansas-Pine Bluff, 2016-17
Assists	3, vs Arkansas, 2016-17
Steals	3, vs Arkansas-Pine Bluff, 2016-17
Blocks	2, vs Central Arkansas, 2016-17
Minutes	27, vs UConn, 2016-17

Miscellaneous	Career
Games with 10+ points	4
Games with 20+ points	0
Games with 5+ rebounds	7
Games with 10+ rebounds	1
Games with 3+ assists	1
Games with 2+ steals	3
Games with 2+ blocks	1
Double-Doubles	0
Games led team in points	0
Games led team in rebounds	2
Games led team in assists	1
Games led team in steals	3
Games led team in blocks	4

#### CAREER STATS

Year	GP	GS	Min	Avg	-----Total-----			-----3-PTS-----			-----Rebounds-----									
					FG	FGA	Pct	FG	FGA	Pct	FT	FTA	Pct	Off	Def	Tot	Avg	PF	FO	Ast
2016-17	25	1	400	16.0	25	60	.417	6	17	.353	46	64	.719	28	47	75	3.0	62	1	16
TOTAL	25	1	400	16.0	25	60	.417	6	17	.353	46	64	.719	28	47	75	3.0	62	1	16





## PLAYER SPOTLIGHT

### 13 PHIL FORTE III (CAPTAIN)

Guard ▶ 5-11 ▶ 195 ▶ R-Senior ▶ Flower Mound, Texas (Marcus HS)



- ▶ Has made his last 12 free throw attempts.
- ▶ Hit a game winning shot from behind the arc against Oklahoma with 11 seconds left in the game.
- ▶ Became the new OSU career 3-point king in the win over Arkansas, and currently has 312 makes from deep.
- ▶ He is just the seventh player in Big 12 history to reach 300 career 3-pointers.
- ▶ 1,658 career points rank 8th in OSU history.
- ▶ His career free throw percentage of 88.0 ranks second in OSU history.
- ▶ Had played in 102 straight games since arriving on campus in 2012-13 before suffering a season-ending elbow injury in the third game of 2015-16.
- ▶ 100th appearance in a Cowboys uniform in the 2015-16 season opener, and dropped in a game-high 24 points.
- ▶ 2015-16 Preseason All-Big 12 Honorable Mention.
- ▶ Third-team All-Big 12 selection in 2014-15 after ranking fourth in the league with 15.0 points per game.
- ▶ Two-time Academic All-Big 12 selection.
- ▶ Owns seasons of 100 (2013-14), 70 (2014-15) and 68 (2012-13) makes from 3-point, and those seasons rank fourth, 16th and 17th in school history.
- ▶ Piled up a career-high 32 points in the win over North Texas.

#### FORTE AGAINST TONIGHT'S OPPONENT

Opponent	Date	GS	Min	FG	FGA	3FG	FGA	FT	FTA	Off	Def	Tot	PF	A	TO	Blk	Stl	Pts
at Oklahoma	1/12/2013		36	3	12	3	10	3	3	1	0	1	0	2	1	0	2	12
OKLAHOMA	2/16/2013		33	3	6	2	5	2	2	0	3	3	2	1	0	0	1	10
at Oklahoma	1/27/2014		31	7	9	6	6	0	0	1	0	1	2	1	2	0	1	20
OKLAHOMA	2/15/2014	*	36	6	12	3	6	1	4	0	3	3	2	3	0	0	0	16
at Oklahoma	1/17/2015	*	38	3	11	0	5	5	5	0	1	1	2	4	2	0	1	11
OKLAHOMA	1/31/2015	*	38	4	7	1	3	6	8	0	0	0	2	0	5	0	4	15
vs Oklahoma	3/12/2015	*	35	1	10	0	7	1	2	0	1	1	0	2	3	1	2	3
at Oklahoma	1/30/2017	*	33	4	11	3	8	0	0	2	0	2	1	0	0	0	0	11
Averages			35.0		39.7%		36.0%		75.0%			1.5	1.4	1.6	1.6	0.1	1.4	12.3

#### 2016-17 GAME-BY-GAME STATS

Opponent	Date	GS	TOTAL			3-PTS			REBOUNDS										Pts	Avg				
			Min	FG	FGA	Pct	3FG	FGA	Pct	FT	FTA	Pct	Off	Def	Tot	Avg	PF	FO			A	TO	Blk	Stl
CAMPBELL	11/11/16	*	29	7	15	.467	2	9	.222	6	6	1.000	0	2	2	2.0	0	0	1	2	0	22	22.0	
CENTRAL ARKANSAS	11/14/16	*	35	8	14	.571	4	10	.400	11	11	1.000	2	2	4	3.0	0	0	3	1	0	31	26.5	
NEW ORLEANS	11/16/16	*	19	5	8	.625	3	5	.600	0	0	.000	1	0	1	2.3	2	0	2	1	0	13	22.0	
vs UConn	11/21/16	*	32	4	8	.500	3	4	.750	7	8	.875	2	2	4	2.8	2	0	1	0	0	4	18	21.0
vs North Carolina	11/22/16	*	24	0	3	.000	0	2	.000	2	2	1.000	1	2	3	2.8	4	0	1	1	0	1	2	17.2
vs Georgetown	11/23/16	*	25	2	9	.222	2	6	.333	0	0	.000	0	0	2	2.3	1	0	0	1	1	2	6	15.3
ROGERS STATE	11/30/16	*	29	2	9	.222	2	7	.286	4	4	1.000	0	2	2	2.3	1	0	0	0	0	10	14.6	
at Maryland	12/03/16	*	39	3	16	.188	2	10	.200	6	6	1.000	0	3	3	2.4	1	0	3	0	1	2	14	14.5
at Tulsa	12/10/16	*	21	1	7	.143	1	4	.250	0	0	.000	0	1	1	2.2	0	0	0	1	0	1	3	13.2
ARKANSAS-PINE BLUFF	12/14/16	*	21	2	7	.286	2	6	.333	2	2	1.000	0	1	1	2.1	2	0	3	0	0	1	8	12.7
at Wichita State	12/17/16	*	26	3	11	.273	1	6	.167	4	4	1.000	0	1	1	2.0	3	0	0	1	0	1	11	12.5
A&M-CORPUS CHRISTI	12/22/16	*	27	6	13	.462	5	10	.500	2	2	1.000	2	1	3	2.1	3	0	3	0	0	1	19	13.1
WEST VIRGINIA	12/30/16	*	32	7	12	.583	4	7	.571	0	0	.000	1	2	3	2.2	2	0	0	1	0	1	18	13.5
at Texas	01/04/17	*	38	2	12	.167	2	7	.286	3	4	.750	1	2	3	2.2	2	0	2	1	0	1	9	13.1
at Baylor	01/07/17	*	36	6	11	.545	5	7	.714	0	0	.000	2	1	3	2.3	3	0	2	0	0	0	17	13.4
IOWA STATE	01/11/17	*	33	9	11	.818	4	6	.667	2	2	1.000	1	1	2	2.3	3	0	0	2	0	2	24	14.1
at Kansas	01/14/17	*	34	3	10	.300	2	8	.250	2	2	1.000	1	5	6	2.5	2	0	1	1	0	1	10	13.8
KANSAS STATE	01/18/17	*	36	3	8	.375	3	5	.600	3	4	.750	0	1	1	2.4	0	0	3	1	0	0	12	13.7
at Texas Tech	01/21/17	*	34	5	6	.833	4	4	1.000	7	8	.875	0	6	6	2.6	2	0	1	2	0	2	21	14.1
TCU	01/23/17	*	30	4	10	.400	1	6	.167	0	0	.000	0	1	1	2.5	3	0	2	1	0	2	9	13.9
ARKANSAS	01/28/17	*	32	6	12	.500	4	9	.444	2	2	1.000	0	0	0	2.4	0	0	6	1	0	1	18	14.0
at Oklahoma	01/30/17	*	33	4	11	.364	3	8	.375	0	0	.000	2	0	2	2.0	1	0	0	0	0	0	11	14.2
at West Virginia	02/4/17	*	34	2	6	.333	1	4	.250	8	8	1.000	0	5	5	2.5	0	0	0	4	0	0	13	13.9
BAYLOR	02/07/17	*	34	4	9	.444	3	6	.500	0	0	.000	1	4	5	2.6	3	0	1	0	0	1	11	13.8
TEXAS	02/11/17	*	31	7	11	.636	4	6	.667	0	0	.000	0	2	2	2.6	0	0	4	1	0	0	18	13.9
at TCU	02/15/17	*	31	1	5	.200	1	2	.500	0	0	.000	0	1	1	2.5	0	0	4	0	0	0	3	13.5

#### CAREER GAME HIGHS / SUPERLATIVES

Points	32, vs North Texas, 2015
Rebounds	6, 2x, last at Texas Tech, 2016-17
Field Goals	9, vs Iowa State, 2016-17
Field Goals Att.	17, at Baylor, 2014
Three-Point FG	7, at Kansas, 2014
Three-Point FG Att.	12, 2x, last vs Kansas, 2014
Free Throws Made	11, 2x, last vs Central Arkansas, 2016-17
Free Throws Att.	13, vs North Texas, 2015
Assists	6, vs Arkansas, 2016-17
Steals	6, vs SE Louisiana, 2015
Blocks	1, 4x, last at Maryland, 2016-17
Minutes	44, at Baylor, 2014

#### Miscellaneous

	Career
Games with 10+ points	89
Games with 20+ points	23
Games with 5+ rebounds	6
Games with 10+ rebounds	0
Games with 3+ assists	20
Games with 2+ steals	41
Games with 2+ blocks	0
Double-Doubles	0
Games led team in points	29
Games led team in rebounds	1
Games led team in assists	13
Games led team in steals	32
Games led team in blocks	1

#### CAREER STATS

Year	GP	GS	Min	Avg	-----Total-----			-----3-PTS-----			-----Rebounds-----										Avg				
					FG	FGA	Pct	FG	FGA	Pct	FT	FTA	Pct	Off	Def	Tot	Avg	PF	FO	Ast		TO	Blk	Stl	Pts
2012-13	33	1	835	25.3	98	265	.370	68	201	.338	73	80	.913	13	35	48	1.5	37	0	28	16	0	37	337	10.2
2013-14	34	11	976	28.7	129	302	.427	100	227	.441	93	107	.869	12	50	62	1.8	46	0	46	22	1	29	451	13.3
2014-15	32	31	1078	33.7	139	328	.424	70	184	.380	131	156	.840	3	64	67	2.1	44	1	55	60	2	60	479	15.0
2015-16	3	3	77	25.7	11	26	.423	6	16	.375	12	14	.857	1	3	4	1.3	1	0	0	1	0	1	40	13.3
2016-17	26	25	795	30.6	106	254	.417	68	164	.415	71	75	.947	17	48	65	2.5	40	0	43	23	2	27	351	13.5
TOTAL	128	71	3761	29.4	483	1175	.411	312	792	.394	380	432	.880	46	200	246	1.9	168	1	172	122	5	154	1658	13.0




## PLAYER SPOTLIGHT

### 14 LUCAS N'GUESSAN

Forward/Center ▶ 7-0 ▶ 215 ▶ Freshman ▶ De Lier, The Netherlands (Canarias Academy)

(Pronounced: guess-ON)



- ▶ Earned the start against Georgetown and responded with eight points on 4-of-4 shooting.
- ▶ Was 4-of-5 from the floor in the three games of the Maui Invitational.
- ▶ Scored 11 points and grabbed six boards in the Cowboys 117-72 victory over New Orleans.
- ▶ Blocked three shots in his Cowboy debut against Campbell.
- ▶ Played three seasons at the Canarias Basketball Academy in Spain.
- ▶ Athleticism, instinct and height make him a top-notch shot blocker.
- ▶ Developed experience playing internationally with the Netherlands. He represented his country at the 2015 U18 FIBA Championships, where he averaged 3.9 points and 5.1 rebounds in just over 13 minutes per game.
- ▶ Also blocked five shots in the group-play stage of the tournament, and posted a 12-rebound performance in just 20 minutes of action against Belgium.
- ▶ In the Netherlands, N'Guessan helped his U16 Lokomotief Ryswyk squad win the national championship in 2013 prior to spending the next three seasons in Spain.
- ▶ A native of De Lier, Netherlands, N'Guessan speaks four languages fluently.

#### N'GUESSAN AGAINST TONIGHT'S OPPONENT

Opponent	Date	GS	Min	FG	FGA	3FG	FGA	FT	FTA	Off	Def	Tot	PF	A	TO	Blk	Stl	Pts
at Oklahoma	1/30/2017		8	2	4	0	0	0	0	1	1	2	4	0	2	1	0	4
Averages			8.0		50.0%							2.0	4.0	0.0	2.0	1.0	0.0	4.0

#### 2016-17 GAME-BY-GAME STATS

Opponent	Date	TOTAL					3-PTS			REBOUNDS											Pts	Avg	
		GS	Min	FG	FGA	Pct	3FG	FGA	Pct	FT	FTA	Pct	Off	Def	Tot	Avg	PF	FO	A	TO			Blk
CAMPBELL	11/11/16	11	0	0	.000	0	0	.000	1	4	.250	1	3	4	4.0	2	0	0	1	3	1	1	1.0
CENTRAL ARKANSAS	11/14/16	5	0	0	.000	0	0	.000	0	0	.000	0	0	0	2.0	4	0	0	1	0	0	0	0.5
NEW ORLEANS	11/16/16	14	3	3	1.000	0	0	.000	5	6	.833	2	4	6	3.3	4	0	0	0	1	1	11	4.0
vs UConn	11/21/16	5	0	0	.000	0	0	.000	0	1	.000	0	1	1	2.8	5	1	0	2	0	1	0	3.0
vs North Carolina	11/22/16	13	0	1	.000	0	0	.000	0	0	.000	1	0	1	2.4	1	0	1	0	1	1	0	2.4
vs Georgetown	11/23/16	* 15	4	4	1.000	0	0	.000	0	0	.000	2	2	4	2.7	4	0	0	1	0	0	8	3.3
ROGERS STATE	11/30/16	* 20	4	4	1.000	0	0	.000	2	4	.500	4	3	7	3.3	1	0	1	1	2	0	10	4.3
AT MARYLAND	12/03/16	* 20	3	6	.500	0	0	.000	0	2	.000	6	1	7	3.8	5	1	0	3	1	0	6	4.5
AT TULSA	12/10/16	* 14	1	4	.250	0	0	.000	0	0	.000	1	2	3	3.7	2	0	0	1	1	0	2	4.2
ARKANSAS-PINE BLUFF	12/14/16	* 11	0	0	.000	0	0	.000	0	0	.000	0	2	2	3.5	3	0	2	0	2	1	0	3.8
AT WICHITA STATE	12/17/16	* 10	1	1	1.000	0	0	.000	0	1	.000	0	1	1	3.3	4	0	0	1	2	0	2	3.6
A&M-CORPUS CHRISTI	12/22/16	* 11	1	2	.500	0	0	.000	0	0	.000	1	2	3	3.3	3	0	1	0	0	1	2	3.5
WEST VIRGINIA	12/30/16	* 5	1	1	1.000	0	0	.000	0	0	.000	0	1	1	3.1	3	0	0	0	0	0	2	3.4
AT TEXAS	01/04/17	* 11	2	3	.667	0	0	.000	0	0	.000	1	1	2	3.0	4	0	0	1	0	0	4	3.4
AT BAYLOR	01/07/17	* 6	0	0	.000	0	0	.000	0	0	.000	0	0	0	2.8	2	0	0	1	0	0	0	3.2
IOWA STATE	01/11/17	DNP																					
AT KANSAS	01/14/17	12	0	1	.000	0	0	.000	0	0	.000	0	1	1	2.7	3	0	1	0	0	0	0	3.0
KANSAS STATE	01/18/17	2	1	1	1.000	0	0	.000	0	0	.000	0	0	0	2.5	0	0	0	0	0	0	2	2.9
AT TEXAS TECH	01/21/17	2	0	0	.000	0	0	.000	0	0	.000	0	0	0	2.4	1	0	0	0	0	0	0	2.8
TCU	01/23/17	7	2	2	1.000	0	0	.000	0	0	.000	0	0	0	2.3	2	0	0	1	0	0	4	2.8
ARKANSAS	01/28/17	13	3	4	.750	0	0	.000	0	2	.000	1	1	2	2.3	4	0	1	0	0	0	6	3.0
AT OKLAHOMA	01/30/17	8	2	4	.500	0	0	.000	0	0	.000	1	1	2	0.8	4	0	0	2	1	0	4	3.2
AT WEST VIRGINIA	02/4/17	1	0	0	.000	0	0	.000	0	0	.000	0	0	0	2.1	1	0	0	1	0	0	0	2.9
BAYLOR	02/07/17	1	0	0	.000	0	0	.000	0	0	.000	0	0	0	2.0	1	0	0	0	0	0	0	2.8
TEXAS	02/11/17	9	0	0	.000	0	0	.000	0	0	.000	0	0	0	2.0	2	0	0	3	0	0	0	2.7
AT TCU	02/15/17	3	0	1	.000	0	0	.000	0	0	.000	0	0	0	1.9	1	0	0	0	0	0	0	2.6

#### CAREER GAME HIGHS / SUPERLATIVES

Points	11, vs New Orleans, 2016-17
Rebounds	7, 2x, last at Maryland, 2016-17
Field Goals	4, 2x, last vs vs Rogers State, 2016-17
Field Goals Att.	6 at Maryland, 2016-17
Three-Point FG	-
Three-Point FG Att.	-
Free Throws Made	5, vs New Orleans, 2016-17
Free Throws Att.	6, vs New Orleans, 2016-17
Assists	2, vs Arkansas-Pine Bluff, 2016-17
Steals	1, 6x, last vs TAMU-CC, 2016-17
Blocks	3, vs Campbell, 2016-17
Minutes	20, 2x, last at Maryland, 2016-17

Miscellaneous	Career
Games with 10+ points	2
Games with 20+ points	0
Games with 5+ rebounds	3
Games with 10+ rebounds	0
Games with 3+ assists	0
Games with 2+ steals	0
Games with 2+ blocks	4
Double-Doubles	0
Games led team in points	0
Games led team in rebounds	0
Games led team in assists	1
Games led team in steals	0
Games led team in blocks	7

#### CAREER STATS


Year	GP	GS	Min	Avg	-----Total-----			-----3-PTS-----			FT	FTA	Pct	-----Rebounds-----			Avg	PF	FO	Ast	TO	Blk	Stl	Pts	Avg
					FG	FGA	Pct	FG	FGA	Pct				Off	Def	Tot									
2016-17	25	10	229	9.2	28	42	.667	0	0	.000	8	20	.400	21	26	47	1.9	66	2	7	20	14	6	64	2.6
TOTAL	25	10	229	9.2	28	42	.667	0	0	.000	8	20	.400	21	26	47	1.9	66	2	7	20	14	6	64	2.6



# PLAYER SPOTLIGHT

## 21 LINDY WATERS III

Guard ▶ 6-6 ▶ 200 ▶ Freshman ▶ Norman, Okla. (Norman North High School)



- ▶ Big 12 Newcomer of the Week (Feb. 6) after connecting on 5-of-5 from behind the arc in the wins on the road against Oklahoma and West Virginia.
- ▶ Shot a career-high 3-of-3 from behind the arc in the win against Oklahoma.
- ▶ Led all players at the Maui Invitational with nine steals in the three games, including a five-steal performance against Georgetown.
- ▶ First career double-digit scoring performance with 11 points in the win over New Orleans.
- ▶ Earned his first career start in his second career game.
- ▶ Scored 11 points in the Cowboys 117-72 win over New Orleans.
- ▶ Ranked by Rivals.com as a four-star recruit, and was No. 117 on their list of the top 150 players in the country.
- ▶ 247Sports named Waters the No. 3 player in Oklahoma and the No. 20 shooting guard in the country.
- ▶ Averaged 14.6 points, 7.3 rebounds and 2.1 steals per game as a senior. He shot 50.3 percent from the floor.
- ▶ Earned honorable-mention All-State honors by The Oklahoman, as well as first-team All-District 5.
- ▶ As a sophomore, Waters poured in 14.1 points on 58.8 percent shooting from the floor, including 48.7 percent from 3-point. He also averaged 9.3 rebounds and 4.1 assists per game.
- ▶ Chose to play for the Cowboys over offers from Butler, Cincinnati, Clemson, Harvard, Houston, Iowa State, and Oklahoma among others.
- ▶ Son of Lisa and Lindy Waters, Jr. Lindy's father was a standout basketball player at Southern Nazarene.

### WATERS AGAINST TONIGHT'S OPPONENT

Opponent	Date	GS	Min	FG	FGA	3FG	FGA	FT	FTA	Off	Def	Tot	PF	A	TO	Blk	Stl	Pts
at Oklahoma	1/30/2017		18	4	5	3	3	0	0	2	0	2	1	0	0	0	0	11
Averages			18.0		80.0%		100.0%		-			2.0	1.0	0.0	0.0	0.0	0.0	11.0

### 2016-17 GAME-BY-GAME STATS

Opponent	Date	GS	TOTAL			3-PTS			REBOUNDS										Pts	Avg				
			Min	FG	FGA	Pct	3FG	FGA	Pct	FT	FTA	Pct	Off	Def	Tot	Avg	PF	FO			A	TO	Blk	Stl
CAMPBELL	11/11/16		22	3	5	.600	2	3	.667	1	2	.500	1	2	3	3.0	2	0	1	1	0	2	9	9.0
CENTRAL ARKANSAS	11/14/16	*	29	2	6	.333	0	4	.000	0	0	.000	3	0	3	3.0	2	0	3	1	0	0	4	6.5
NEW ORLEANS	11/16/16	*	16	3	4	.750	2	3	.667	3	4	.750	1	2	3	3.0	2	0	1	0	0	0	11	8.0
vs UConn	11/21/16	*	26	0	1	.000	0	1	.000	1	2	.500	0	0	0	2.3	2	0	2	3	0	2	1	6.3
vs North Carolina	11/22/16	*	21	3	8	.375	2	6	.333	2	2	1.000	2	1	3	2.4	1	0	0	2	0	2	10	7.0
vs Georgetown	11/23/16	*	17	4	8	.500	0	2	.000	1	1	1.000	2	3	5	2.8	2	0	2	1	0	5	9	7.3
ROGERS STATE	11/30/16	*	25	3	9	.333	1	3	.333	3	3	1.000	3	1	4	3.0	0	0	1	0	0	0	10	7.7
at Maryland	12/03/16	*	23	1	3	.333	0	1	.000	0	0	.000	0	1	1	2.8	2	0	0	2	0	0	2	7.0
at Tulsa	12/10/16	*	24	3	6	.500	0	0	.000	0	1	.000	1	0	1	2.6	3	0	0	2	0	1	6	6.9
ARKANSAS-PINE BLUFF	12/14/16	*	19	5	8	.625	2	4	.500	1	1	1.000	1	2	3	2.6	4	0	1	1	0	0	13	7.5
at Wichita State	12/17/16	*	13	1	3	.333	1	2	.500	1	3	.333	1	1	2	2.5	3	0	1	2	0	0	4	7.2
A&M-CORPUS CHRISTI	12/22/16	*	22	5	8	.625	1	3	.333	1	1	1.000	0	4	4	2.7	0	0	1	2	1	0	12	7.6
WEST VIRGINIA	12/30/16	*	19	0	2	.000	0	0	.000	3	4	.750	1	0	1	2.5	1	0	2	1	0	1	3	7.2
at Texas	01/04/17		DNP																					
at Baylor	01/07/17		DNP																					
IOWA STATE	01/11/17		DNP																					
at Kansas	01/14/17		18	3	4	.750	2	3	.667	0	0	.000	0	0	0	2.4	2	0	1	3	0	0	8	7.3
KANSAS STATE	01/18/17		7	0	3	.000	0	1	.000	0	1	.000	0	3	3	2.4	1	0	1	0	0	0	0	6.8
at Texas Tech	01/21/17		9	2	2	1.000	0	0	.000	0	0	.000	0	0	0	2.3	3	0	1	2	0	1	4	6.6
TCU	01/23/17		6	0	1	.000	0	0	.000	0	0	.000	0	0	0	2.1	0	0	0	1	0	0	0	6.2
ARKANSAS	01/28/17		11	2	3	.667	1	1	1.000	0	0	.000	1	2	3	2.2	3	0	1	0	0	0	5	6.2
at Oklahoma	1/30/17		18	4	5	.800	3	3	1.000	0	0	.000	2	0	2	1.6	1	0	0	0	0	0	11	4.0
at West Virginia	02/4/17		9	2	2	1.000	2	2	1.000	0	0	.000	0	1	1	2.1	1	0	0	1	0	0	6	6.4
BAYLOR	02/07/17		4	0	1	.000	0	1	.000	0	0	.000	0	0	0	2.0	1	0	0	0	0	0	0	6.1
TEXAS	02/11/17		DNP																					
at TCU	02/15/17		DNP																					

### CAREER GAME HIGHS / SUPERLATIVES

Points	13 vs Arkansas-Pine Bluff, 2016-17
Rebounds	5 vs Georgetown, 2016-17
Field Goals	5, 2x, last vs TAMU-CC, 2016-17
Field Goals Att.	9 vs Rogers State, 2016-17
Three-Point FG	3, at Oklahoma, 2016-17
Three-Point FG Att.	6 vs North Carolina, 2016-17
Free Throws Made	3, 3x, last vs West Virginia, 2016-17
Free Throws Att.	4, 2x, last vs West Virginia, 2016-17
Assists	3 vs Central Arkansas, 2016-17
Steals	5 vs Georgetown, 2016-17
Blocks	1 vs TAMU-CC, 2016-17
Minutes	29 vs Central Arkansas, 2016-17

Miscellaneous	Career
Games with 10+ points	6
Games with 20+ points	0
Games with 5+ rebounds	1
Games with 10+ rebounds	0
Games with 3+ assists	1
Games with 2+ steals	4
Games with 2+ blocks	0
Double-Doubles	0
Games led team in points	0
Games led team in rebounds	0
Games led team in assists	0
Games led team in steals	3
Games led team in blocks	0

### CAREER STATS

Year	GP	GS	Min	Avg	-----Total-----			-----3-PTS-----			FT	FTA	Pct	-----Rebounds-----				PF	FO	Ast	TO	Blk	Stl	Pts	Avg
					FG	FGA	Pct	FG	FGA	Pct				Off	Def	Tot	Avg								
2016-17	21	12	358	17.0	46	92	.500	19	43	.442	17	25	.680	19	23	42	2.0	36	0	19	25	1	14	128	6.1
TOTAL	21	12	358	17.0	46	92	.500	19	43	.442	17	25	.680	19	23	42	2.0	36	0	19	25	1	14	128	6.1



## PLAYER SPOTLIGHT

### 23 LEYTON HAMMONDS (CAPTAIN)

Forward ▶ 6-8 ▶ 215 ▶ Senior ▶ North Richland Hills, Texas (Richland High School)



- ▶ Scored a season-high 21 points, 15 of which were from behind the arc, and added 7 rebounds in win over TCU.
- ▶ Has started in 26-of-26 games this season.
- ▶ Second career double-double with 15 points and a career-high 13 boards in the win over New Orleans.
- ▶ Has the ability to be a matchup nightmare with his combination of size (6-8) and range (34.2% from 3-point in '15-16).
- ▶ Led the Cowboys with 5.1 rebounds per game, which ranked 18th among all Big 12 players.
- ▶ Hit 1.39 3-pointers per game, which led the Cowboys and ranked 15th in the Big 12.
- ▶ Shot a team-high 44.2 percent from the floor in league play, which ranked 11th among all players that made at least four shots per game.
- ▶ Recorded three 20-point scoring games, including a career-high 22 points in the win over Longwood. In that game, Hammonds started 10-of-10 from the free throw line before missing No. 11 (went on to go 11-of-12 from the stripe).
- ▶ Scored a game-high 20 points on 9-of-15 shooting against Texas in the regular season finale.
- ▶ Quadrupled his scoring, rebounding, assist and steal outputs from his sophomore season.
- ▶ Started 24 games and played in 28 games for the Cowboys.
- ▶ 15 of his 18 double-digit scoring games came in 2015-16.
- ▶ Recorded the first double-double of his career with 14 points and 10 rebounds on the road in an overtime loss against Texas Tech.

#### HAMMONDS AGAINST TONIGHT'S OPPONENT

Opponent	Date	GS	Min	FG	FGA	3FG	FGA	FT	FTA	Off	Def	Tot	PF	A	TO	Blk	Stl	Pts
at Oklahoma	1/27/2014	3	0	2	0	1	0	0	0	0	2	2	1	0	0	0	0	0
OKLAHOMA	2/15/2014	8	0	0	0	0	0	0	0	0	0	0	3	1	0	0	0	0
at Oklahoma	1/17/2015	14	5	8	5	7	0	0	0	1	1	2	2	1	0	0	1	15
OKLAHOMA	1/31/2015	8	0	2	0	1	0	0	0	0	0	0	2	1	1	0	0	0
vs Oklahoma	3/12/2015	8	1	2	0	0	0	0	1	2	1	3	0	0	0	0	0	2
OKLAHOMA	1/13/2016	*	36	2	6	1	2	0	1	1	5	6	4	1	1	0	2	5
at Oklahoma	1/30/2017	*	22	1	3	1	3	0	0	1	2	3	3	1	1	0	2	3
Averages			14.1		39.1%		50.0%		0.0%			2.3	2.1	0.7	0.4	0.0	0.7	3.6

#### 2016-17 GAME-BY-GAME STATS

Opponent	Date	GS	TOTAL			3-PTS			REBOUNDS										Pts	Avg			
			Min	FG	FGA	Pct	3FG	FGA	Pct	FT	FTA	Pct	Off	Def	Tot	Avg	PF	FO			A	TO	Blk
CAMPBELL	11/11/16	*	13	0	2	.000	0	2	.000	0	0	.000	2	2	4	4.0	4	0	0	1	0	0	0.0
CENTRAL ARKANSAS	11/14/16	*	20	4	6	.667	0	2	.000	0	2	.000	1	4	5	4.5	4	0	2	2	0	0	8.4
NEW ORLEANS	11/16/16	*	20	6	15	.400	1	6	.167	2	2	1.000	2	11	13	7.3	3	0	2	1	1	0	15.7
vs UConn	11/21/16	*	15	2	6	.333	1	3	.333	2	2	1.000	0	5	5	6.8	5	1	1	1	1	1	7.5
vs North Carolina	11/22/16	*	15	2	9	.222	0	2	.000	2	2	1.000	2	2	4	6.2	5	1	0	3	1	0	6.7
vs Georgetown	11/23/16	*	11	0	4	.000	0	1	.000	2	2	1.000	0	0	0	5.2	5	1	0	1	0	1	2.6
ROGERS STATE	11/30/16	*	14	2	5	.400	1	3	.333	1	1	1.000	2	0	2	4.7	4	0	0	1	0	0	6.3
at Maryland	12/03/16	*	23	3	7	.429	2	4	.500	0	0	.000	2	5	7	5.0	4	0	1	1	0	2	8.6
at Tulsa	12/10/16	*	21	3	5	.600	1	2	.500	0	0	.000	1	6	7	5.2	4	0	1	2	0	1	7.6
ARKANSAS-PINE BLUFF	12/14/16	*	18	3	8	.375	1	2	.500	9	11	.818	2	4	6	5.3	3	0	2	2	1	1	16.7
at Wichita State	12/17/16	*	17	4	5	.800	3	4	.750	1	1	1.000	1	3	4	5.2	4	0	2	0	0	0	12.7
A&M-CORPUS CHRISTI	12/22/16	*	20	1	5	.200	0	1	.000	0	0	.000	3	4	7	5.3	3	0	1	1	2	2	7.4
WEST VIRGINIA	12/30/16	*	32	7	12	.583	3	7	.429	0	0	.000	3	4	7	5.5	2	0	0	0	0	0	17.8
at Texas	01/04/17	*	26	1	5	.200	0	4	.000	5	6	.833	1	4	5	5.4	3	0	0	0	0	1	7.8
at Baylor	01/07/17	*	31	3	13	.231	0	5	.000	0	0	.000	2	3	5	5.4	5	1	0	2	0	1	6.7
IOWA STATE	01/11/17	*	26	4	6	.667	0	1	.000	0	0	.000	3	1	4	5.3	5	1	1	2	1	0	8.7
at Kansas	01/14/17	*	9	0	1	.000	0	1	.000	0	0	.000	0	0	0	5.0	4	0	0	0	1	1	7.5
KANSAS STATE	01/18/17	*	28	4	6	.667	3	5	.600	0	0	.000	2	5	7	5.1	3	0	0	3	0	0	11.7
at Texas Tech	01/21/17	*	35	1	5	.200	1	3	.333	0	0	.000	1	3	4	5.1	1	0	2	3	1	0	3.7
TCU	01/23/17	*	28	1	4	.250	0	1	.000	4	4	1.000	0	6	6	5.1	5	1	1	1	1	0	6.7
ARKANSAS	01/28/17	*	22	4	5	.800	2	2	1.000	0	0	.000	1	4	5	5.1	3	0	1	0	0	1	10.7
at Oklahoma	01/30/17	*	22	1	3	.333	1	3	.333	0	0	.000	1	2	3	5.0	3	0	1	1	0	2	3.6
at West Virginia	02/4/17	*	8	0	1	.000	0	1	.000	0	0	.000	0	0	0	4.8	3	0	1	0	0	0	7.0
BAYLOR	02/07/17	*	19	0	2	.000	0	1	.000	0	0	.000	0	1	1	4.6	3	0	0	0	1	0	6.7
TEXAS	02/11/17	*	16	4	4	1.000	3	3	1.000	0	0	.000	1	3	4	4.6	5	1	0	0	0	1	11.6
at TCU	02/15/17	*	36	8	13	.615	5	8	.625	0	0	.000	2	5	7	4.7	1	0	0	1	0	1	21.7

#### CAREER STATS

Year	GP	GS	Min	Avg	-----Total-----			-----3-PTS-----			-----Rebounds-----					PF	FO	Ast	TO	Blk	Stl	Pts	Avg		
					FG	FGA	Pct	FG	FGA	Pct	FT	FTA	Pct	Off	Def									Tot	Avg
2013-14	31	0	230	7.4	17	54	.315	8	35	.229	6	18	.333	11	26	37	1.2	47	2	6	9	1	7	48	1.5
2014-15	28	2	276	9.9	24	69	.348	16	48	.333	1	3	.333	12	15	27	1.0	41	0	7	12	2	5	65	2.3
2015-16	28	24	793	28.3	108	253	.427	39	114	.342	41	52	.788	40	103	143	5.1	91	5	24	41	8	19	296	10.6
2016-17	26	26	545	21.0	68	157	.433	28	77	.364	28	33	.848	35	87	122	4.7	94	7	19	30	10	17	192	7.4
TOTAL	113	52	1844	16.3	217	533	.407	91	274	.332	76	106	.717	98	231	329	2.9	273	14	56	92	21	48	601	5.3

#### CAREER GAME HIGHS / SUPERLATIVES

Points	22, vs Longwood, 2016
Rebounds	13, vs New Orleans, 2016-17
Field Goals	9, vs Texas, 2016
Field Goals Att.	18, vs Kansas State, 2016
Three-Point FG	5, 2x, last at TCU, 2016-17
Three-Point FG Att.	11, vs Kansas State, 2016
Free Throws Made	11, vs Longwood, 2016
Free Throws Att.	12, vs Longwood, 2016
Assists	4, vs UMKC, 2016
Steals	3, at Texas Tech, 2016
Blocks	2, 4x, last vs TAMU-CC, 2016-17
Minutes	39, vs Kansas State, 2016

#### Miscellaneous

	Career
Games with 10+ points	26
Games with 20+ points	4
Games with 5+ rebounds	34
Games with 10+ rebounds	2
Games with 3+ assists	1
Games with 2+ steals	11
Games with 2+ blocks	4
Double-Doubles	2
Games led team in points	10
Games led team in rebounds	15
Games led team in assists	1
Games led team in steals	10
Games led team in blocks	8






## PLAYER SPOTLIGHT

### 24 DAVON DILLARD

Guard/Small Forward ▶ 6-5 ▶ 215 ▶ Sophomore ▶ Gary, Ind. (Our Savior New American [N.Y.]



- ▶ Career performance in win against Texas with 15 points and 8 rebounds, which includes 5-of-6 shooting and 4-of-4 from the free throw line.
- ▶ Earned SportsCenter's Top Play on Feb. 4 for his dunk against West Virginia.
- ▶ Earned SportsCenter's No. 3 Top Play on Jan. 23 for his game-ending dunk against TCU.
- ▶ Scored a career-high 10 points off the bench in win over TCU, including two explosive second-half dunks.
- ▶ Appeared in seven games for OSU as a true freshman, and averaged 0.6 points and 0.4 rebounds per game.
- ▶ Made his collegiate debut against Tulsa and recorded two rebounds and a steal.
- ▶ Scored his first points as a Cowboy at Kansas State and ended the game with four total.
- ▶ Also saw action against Missouri State, Longwood, TCU, Kansas and Oklahoma.
- ▶ Named a national four-star recruit by ESPN.com.
- ▶ Ranked the No. 3 recruit in the state of Indiana, and the No. 21 player at his position in the nation by ESPN.
- ▶ ESPN named him the No. 94 ranked recruit in American regardless of position.
- ▶ Named a McDonald's All-American nominee thanks to his explosive athleticism.
- ▶ Averaged 16.0 points per game for his senior season at Our Savior New American (N.Y.), including six 20-point outings.

#### DILLARD AGAINST TONIGHT'S OPPONENT

Opponent	Date	GS	Min	FG	FGA	3FG	FGA	FT	FTA	Off	Def	Tot	PF	A	TO	Blk	Stl	Pts
at Oklahoma	1/30/2017		11	0	2	0	1	1	3	2	3	5	2	0	1	0	1	1
Averages			11.0		0.0%		0.0%		33.3%			5.0	2.0	0.0	1.0	0.0	1.0	1.0

#### 2016-17 GAME-BY-GAME STATS

Opponent	Date	GS	TOTAL					3-PTS			REBOUNDS										Pts	Avg		
			FG	FGA	Pct	3FG	FGA	Pct	FT	FTA	Pct	Off	Def	Tot	Avg	PF	FO	A	TO	Blk			Stl	
CAMPBELL	11/11/16		DNP																					
CENTRAL ARKANSAS	11/14/16		DNP																					
NEW ORLEANS	11/16/16	10	3	4	.750	0	0	.000	1	1	1.000	1	1	2	2.0	0	0	1	1	0	1	7	7.0	
vs UConn	11/21/16		DNP																					
vs North Carolina	11/22/16		DNP																					
vs Georgetown	11/23/16		DNP																					
ROGERS STATE	11/30/16	3	0	0	.000	0	0	.000	0	0	.000	0	0	0	1.0	2	0	0	0	0	0	0	3.5	
at Maryland	12/03/16		DNP																					
at Tulsa	12/10/16	2	0	0	.000	0	0	.000	0	0	.000	0	1	1	1.0	0	0	0	0	0	0	0	2.3	
ARKANSAS-PINE BLUFF	12/14/16	8	1	2	.500	0	0	.000	1	2	.500	1	3	4	1.8	0	0	0	1	0	0	3	2.5	
at Wichita State	12/17/16		DNP																					
A&M-CORPUS CHRISTI	12/22/16	16	3	8	.375	0	0	.000	2	3	.667	3	3	6	2.6	0	0	1	1	0	2	8	3.6	
WEST VIRGINIA	12/30/16	4	0	1	.000	0	1	.000	0	2	.000	0	1	1	2.3	0	0	0	1	0	1	0	3.0	
at Texas	01/04/17	1	0	0	.000	0	0	.000	0	0	.000	0	0	0	2.0	0	0	0	0	0	0	0	2.6	
at Baylor	01/07/17		DNP																					
IOWA STATE	01/11/17	5	1	2	.500	0	1	.000	0	0	.000	1	2	3	2.1	0	0	0	2	0	0	2	2.5	
at Kansas	01/14/17	20	3	7	.429	0	1	.000	0	1	.000	3	5	8	2.8	3	0	3	1	0	1	6	2.9	
KANSAS STATE	01/18/17	10	2	4	.500	0	0	.000	0	0	.000	1	3	4	2.9	3	0	1	3	0	0	4	3.0	
at Texas Tech	01/21/17	8	1	1	1.000	0	0	.000	2	2	1.000	1	0	1	2.7	2	0	1	1	0	0	4	3.1	
TCU	01/23/17	16	3	7	.429	1	2	.500	3	4	.750	2	1	3	2.8	0	0	0	0	1	1	10	3.7	
ARKANSAS	01/28/17	13	4	7	.571	1	1	1.000	1	1	1.000	2	1	3	2.8	1	0	1	1	0	0	10	4.2	
at Oklahoma	01/30/17	11	0	2	.000	0	1	.000	1	3	.333	2	3	5	3.2	2	0	0	1	0	1	1	5.8	
at West Virginia	02/4/17	25	3	3	1.000	1	1	1.000	1	2	.500	1	4	5	3.1	3	0	1	3	0	0	8	4.2	
BAYLOR	02/07/17	16	3	7	.429	1	2	.500	2	3	.667	1	4	5	3.2	1	0	0	1	0	1	9	4.5	
TEXAS	02/11/17	23	5	6	.833	1	1	1.000	4	4	1.000	3	5	8	3.5	1	0	0	0	0	1	15	5.1	
at TCU	02/15/17	8	0	2	.000	0	1	.000	0	0	.000	1	0	1	3.3	0	0	0	2	0	0	0	4.8	

#### CAREER GAME HIGHS / SUPERLATIVES

Points	15, vs Texas, 2016-17
Rebounds	8, 2x, last vs Texas, 2016-17
Field Goals	5, vs Texas, 2016-17
Field Goals Att.	8, vs TAMU-CC, 2016-17
Three-Point FG	1, 5x, last vs Texas, 2016-17
Three-Point FG Att.	2, 2x, last vs Baylor, 2016-17
Free Throws Made	4, vs Texas, 2016-17
Free Throws Att.	4, 2x, last vs Texas, 2016-17
Assists	3, at Kansas, 2016-17
Steals	2, vs TAMU-CC, 2016-17
Blocks	1, vs TCU, 2016-17
Minutes	25, at West Virginia, 2016-17

#### Miscellaneous

	Career
Games with 10+ points	3
Games with 20+ points	0
Games with 5+ rebounds	6
Games with 10+ rebounds	0
Games with 3+ assists	1
Games with 2+ steals	1
Games with 2+ blocks	0
Double-Doubles	0
Games led team in points	0
Games led team in rebounds	3
Games led team in assists	0
Games led team in steals	4
Games led team in blocks	1

#### CAREER STATS


Year	GP	GS	Min	Avg	-----Total-----			-----3-PTS-----			-----Rebounds-----														
					FG	FGA	Pct	FG	FGA	Pct	FT	FTA	Pct	Off	Def	Tot	Avg	PF	FO	Ast	TO	Blk	Stl	Pts	Avg
2015-16	7	0	24	3.4	2	5	.400	0	2	.000	0	1	.000	3	0	3	0.4	7	0	0	0	0	1	4	0.6
2016-17	18	0	199	11.1	32	63	.508	5	12	.417	18	28	.643	23	37	60	3.3	18	0	9	19	1	9	87	4.8
TOTAL	25	0	223	8.9	34	68	.500	5	14	.357	18	29	.621	26	37	63	2.5	25	0	9	19	1	10	91	3.6



## PLAYER SPOTLIGHT

### 30 JEFFREY CARROLL

Guard/Small Forward ▶ 6-6 ▶ 215 ▶ R-Junior ▶ Rowlett, Texas (Rowlett High School)



- ▶ One of three players ranked among the Big 12's top nine in scoring, rebounding and field goal percentage.
- ▶ Entered the year with a career-high scoring game of 19 points, but already has 12 20-point games this season.
- ▶ Shot a career-high 25 points on the road in a win against Texas Tech for his ninth 20-point game of the season.
- ▶ Recorded fifth career double-double in win against TCU.
- ▶ Posted 14 double-digit scoring games in 2015-16, which helped him raise his average to 8.2 points per game.
- ▶ Hit a team-high 40 shots from 3-point on 33.3 percent shooting.
- ▶ Recorded eight games with at least three makes from deep.
- ▶ Career best 18 points on 4-of-7 shooting from downtown at home against Iowa State.
- ▶ Earned 20 starts and saw action in 30 games for the Cowboys.
- ▶ Was fourth on the team with a rebounding average of 4.0 per game - double the production from his freshman season.
- ▶ Earned the second double-double of his career and the first of the season with a 10-point, 11-rebound outing at West Virginia.
- ▶ Notched a career-high 17 points in the win over Towson - all in the second half.
- ▶ Earned his first start of the season at home against Missouri State.

#### CARROLL AGAINST TONIGHT'S OPPONENT

Opponent	Date	GS	Min	FG	FGA	3FG	FGA	FT	FTA	Off	Def	Tot	PF	A	TO	Blk	Stl	Pts
vs. Oklahoma	3/12/2015		3	0	0	0	0	0	0	0	0	0	0	0	0	0	0	0
OKLAHOMA	1/13/2016	*	33	2	9	0	5	1	2	1	3	4	3	3	1	1	1	5
at Oklahoma	1/30/2017	*	23	1	8	0	3	4	4	2	7	9	4	2	0	1	0	6
Averages			19.7		17.6%		0.0%		83.3%			4.3	2.3	1.7	0.3	0.7	0.3	3.7

#### 2016-17 GAME-BY-GAME STATS

		TOTAL					3-PTS					REBOUNDS													
Opponent	Date	GS	Min	FG	FGA	Pct	3FG	FGA	Pct	FT	FTA	Pct	Off	Def	Tot	Avg	PF	FO	A	TO	Blk	Stl	Pts	Avg	
CAMPBELL	11/11/16	16	9	15	.600	1	2	.500	3	6	.500	3	6	9	9.0	1	0	0	1	0	1	0	1	22	22.0
CENTRAL ARKANSAS	11/14/16	24	6	9	.667	2	4	.500	6	8	.750	1	10	11	10.0	1	0	1	3	0	0	0	20	21.0	
NEW ORLEANS	11/16/16	15	4	6	.667	0	1	.000	6	7	.857	2	2	4	8.0	1	0	1	1	1	1	3	14	18.7	
vs UConn	11/21/16	23	7	9	.778	3	3	1.000	1	2	.500	3	5	8	8.0	3	0	1	2	0	2	18	18.5		
vs North Carolina	11/22/16	22	3	8	.375	1	3	.333	1	3	.333	3	2	5	7.4	3	0	0	0	0	0	2	8	16.4	
vs Georgetown	11/23/16	23	8	13	.615	1	3	.333	3	3	1.000	3	4	7	7.3	1	0	2	0	0	1	20	17.0		
ROGERS STATE	11/30/16	21	4	7	.571	1	2	.500	2	3	.667	2	7	9	7.6	2	0	2	3	0	1	11	16.1		
at Maryland	12/03/16	27	6	11	.545	3	6	.500	0	0	.000	3	9	12	8.1	2	0	1	1	0	1	15	16.0		
at Tulsa	12/10/16	* 27	3	9	.333	1	4	.250	6	7	.857	2	6	8	8.1	1	0	1	1	0	0	13	15.7		
ARKANSAS-PINE BLUFF	12/14/16	14	6	10	.600	1	4	.250	5	6	.833	1	1	2	7.5	0	0	1	3	0	1	18	15.9		
at Wichita State	12/17/16	33	8	10	.800	3	5	.600	3	4	.750	2	3	5	7.3	2	0	0	3	0	0	22	16.5		
A&M-CORPUS CHRISTI	12/22/16	21	3	11	.273	0	4	.000	7	9	.778	3	4	7	7.3	0	0	4	2	0	1	13	16.2		
WEST VIRGINIA	12/30/16	28	3	7	.429	0	1	.000	3	6	.500	3	3	6	7.2	3	0	1	5	1	0	9	15.6		
at Texas	01/04/17	* 37	11	18	.611	2	5	.400	0	0	.000	2	5	7	7.1	3	0	3	1	0	0	24	16.2		
at Baylor	01/07/17	* 39	5	9	.556	1	2	.500	3	6	.500	2	3	5	7.0	1	0	0	4	0	1	14	16.1		
IOWA STATE	01/11/17	* 38	9	14	.643	1	4	.250	2	3	.667	2	5	7	7.0	0	0	3	3	0	0	21	16.4		
at Kansas	01/14/17	* 33	9	14	.643	3	3	1.000	2	2	1.000	0	7	7	7.0	2	0	3	1	0	0	23	16.8		
KANSAS STATE	01/18/17	* 35	7	10	.700	4	4	1.000	6	6	1.000	6	2	8	7.1	3	0	1	2	0	1	24	17.2		
at Texas Tech	01/21/17	* 38	6	12	.500	4	5	.800	9	12	.750	3	6	9	7.2	1	0	0	0	0	1	25	17.6		
TCU	01/23/17	* 35	5	6	.833	1	1	1.000	8	8	1.000	1	9	10	7.3	2	0	1	1	1	1	19	17.7		
ARKANSAS	01/28/17	* 27	6	15	.400	0	3	.000	8	10	.800	2	5	7	7.3	4	0	3	0	0	1	20	17.8		
at Oklahoma	01/30/17	* 23	1	8	.125	0	3	.000	4	4	1.000	2	7	9	8.6	4	0	2	0	1	0	6	18.8		
at West Virginia	02/4/17	* 31	7	11	.636	3	4	.750	3	3	1.000	0	1	1	7.1	2	0	0	1	0	1	20	17.3		
BAYLOR	02/07/17	* 36	6	10	.600	1	2	.500	7	8	.875	0	1	1	6.8	1	0	1	1	0	2	20	17.5		
TEXAS	02/11/17	* 33	7	19	.368	2	8	.250	2	2	1.000	1	1	2	6.6	0	0	2	2	0	1	18	17.5		
at TCU	02/15/17	* 35	6	13	.462	2	6	.333	3	3	1.000	3	4	7	6.7	2	0	0	2	0	1	17	17.5		

#### CAREER GAME HIGHS / SUPERLATIVES

Points	25, at Texas Tech, 2016-17
Rebounds	12, at Maryland, 2016-17
Field Goals	11, at Texas, 2016-17
Field Goals Att.	19, vs Texas, 2016-17
Three-Point FG	4, 4x, last at Texas Tech, 2016-17
Three-Point FG Att.	10, vs Texas Tech, 2016
Free Throws Made	9, at Texas Tech, 2016-17
Free Throws Att.	12, at Texas Tech, 2016-17
Assists	4, vs TAMU-CC, 2016-17
Steals	3, 2x, last vs New Orleans, 2016-17
Blocks	2, vs UMKC, 2016
Minutes	39, at Baylor, 2016-17

Miscellaneous	Career
Games with 10+ points	41
Games with 20+ points	12
Games with 5+ rebounds	36
Games with 10+ rebounds	5
Games with 3+ assists	7
Games with 2+ steals	8
Games with 2+ blocks	1
Double-Doubles	5
Games led team in points	15
Games led team in rebounds	23
Games led team in assists	2
Games led team in steals	13
Games led team in blocks	7

#### CAREER STATS


Year	GP	GS	Min	Avg	-----Total-----			-----3-PTS-----			-----Rebounds-----											Avg			
					FG	FGA	Pct	FG	FGA	Pct	FT	FTA	Pct	Off	Def	Tot	Avg	PF	FO	Ast	TO		Blk	Stl	Pts
2014-15	22	9	250	11.4	32	82	.390	17	57	.298	5	7	.714	9	31	40	1.8	16	0	7	6	5	5	86	3.9
2015-16	30	20	744	24.8	87	212	.410	40	120	.333	33	47	.702	18	101	119	4.0	42	1	19	35	8	17	247	8.2
2016-17	26	14	734	28.2	155	284	.546	41	92	.446	103	131	.786	55	118	173	6.7	45	0	34	43	4	23	454	17.5
TOTAL	78	43	1728	22.2	274	578	.474	98	269	.364	141	185	.762	82	250	332	4.3	103	1	60	84	17	45	787	10.1



## PLAYER SPOTLIGHT

### 32 TYLER UNDERWOOD

Guard ▶ 6-2 ▶ 160 ▶ R-Freshman ▶ Stillwater, Okla. (Stephen F. Austin)



- ▶ Sank his first collegiate bucket - a 3-pointer from the left wing - against New Orleans.
- ▶ Played for Stephen F. Austin in 2015-16 but received a redshirt after suffering a knee injury in his final high school game.
- ▶ Was cleared to return to the court in the spring, and was able to help the Lumberjacks advance in the NCAA Tournament as a practice squad player.
- ▶ Attended Nacogdoches High School, where he averaged 21.0 points, 4.0 rebounds, 3.0 assists and 3.0 steals per game as a senior.
- ▶ Two-time All-District first team selection.
- ▶ Two-time Academic All-District honoree.
- ▶ Holds the Nacogdoches HS records for career 3-pointers, and 3-pointers and steals in a season.
- ▶ Son of Susan and Cowboy head coach Brad Underwood.
- ▶ Tyler also played golf in high school.
- ▶ He plans to major in business at OSU.

#### UNDERWOOD AGAINST TONIGHT'S OPPONENT

Opponent	Date	GS	Min	FG	FGA	3FG	FGA	FT	FTA	Off	Def	Tot	PF	A	TO	Blk	Stl	Pts
First career meeting																		

#### 2016-17 GAME-BY-GAME STATS

Opponent	Date	GS	TOTAL				3-PTS				REBOUNDS										PF	FO	A	TO	Blk	Stl	Pts	Avg
			FG	FGA	Pct	3FG	FGA	Pct	FT	FTA	Pct	Off	Def	Tot	Avg													
CAMPBELL	11/11/16		5	0	0	.000	0	0	.000	0	0	.000	0	0	0	0.0	0	0	0	1	0	0	0	0.0				
CENTRAL ARKANSAS	11/14/16		1	0	1	.000	0	1	.000	0	0	.000	0	0	0	0.0	0	0	0	0	0	0	0	0.0				
NEW ORLEANS	11/16/16		9	1	2	.500	1	2	.500	1	2	.500	0	1	1	0.3	2	0	0	1	0	1	4	1.3				
vs UConn	11/21/16		DNP																									
vs North Carolina	11/22/16		3	0	0	.000	0	0	.000	0	0	.000	0	0	0	0.3	0	0	0	0	0	0	0	1.0				
vs Georgetown	11/23/16		1	1	1	1.000	1	1	1.000	0	0	.000	0	0	0	0.2	0	0	0	0	0	0	3	1.4				
ROGERS STATE	11/30/16		3	0	0	.000	0	0	.000	0	0	.000	0	0	0	0.2	0	0	0	1	0	0	0	1.2				
at Maryland	12/03/16		DNP																									
at Tulsa	12/10/16		DNP																									
ARKANSAS-PINE BLUFF	12/14/16		3	0	0	.000	0	0	.000	0	0	.000	0	0	0	0.1	0	0	1	1	0	0	0	1.0				
at Wichita State	12/17/16		DNP																									
A&M-CORPUS CHRISTI	12/22/16		2	0	0	.000	0	0	.000	0	0	.000	0	0	0	0.1	0	0	0	0	1	0	0	0.9				
WEST VIRGINIA	12/30/16		DNP																									
at Texas	01/04/17		DNP																									
at Baylor	01/07/17		DNP																									
IOWA STATE	01/11/17		DNP																									
at Kansas	01/14/17		DNP																									
KANSAS STATE	01/18/17		DNP																									
at Texas Tech	01/21/17		DNP																									
TCU	01/23/17		DNP																									
ARKANSAS	01/28/17		1	0	0	.000	0	0	.000	0	0	.000	0	1	1	0.2	0	0	0	0	0	1	0	0.8				
at Oklahoma	01/30/17		DNP																									
at West Virginia	02/4/17		DNP																									
BAYLOR	02/07/17		DNP																									
TEXAS	02/11/17		DNP																									
at TCU	02/15/17		DNP																									

#### CAREER GAME HIGHS / SUPERLATIVES

Points	4, vs New Orleans, 2016-17
Rebounds	1, 2x, last vs Arkansas, 2016-17
Field Goals	1, 2x, last vs Georgetown, 2016-17
Field Goals Att.	2, vs New Orleans, 2016-17
Three-Point FG	1, 2x, last vs Georgetown, 2016-17
Three-Point FG Att.	2, vs New Orleans, 2016-17
Free Throws Made	1, vs New Orleans, 2016-17
Free Throws Att.	2, vs New Orleans, 2016-17
Assists	1, vs Arkansas-Pine Bluff, 2016-17
Steals	1, 2x, last vs Arkansas, 2016-17
Blocks	1 vs TAMU-CC, 2016-17
Minutes	9, vs New Orleans, 2016-17

Miscellaneous	Career
Games with 10+ points	0
Games with 20+ points	0
Games with 5+ rebounds	0
Games with 10+ rebounds	0
Games with 3+ assists	0
Games with 2+ steals	0
Games with 2+ blocks	0
Double-Doubles	0
Games led team in points	0
Games led team in rebounds	0
Games led team in assists	0
Games led team in steals	1
Games led team in blocks	0

#### CAREER STATS

Year	GP	GS	Min	Avg	-----Total-----			-----3-PTS-----			-----Rebounds-----										PF	FO	Ast	TO	Blk	Stl	Pts	Avg
					FG	FGA	Pct	FG	FGA	Pct	FT	FTA	Pct	Off	Def	Tot	Avg											
2015-16																												
2016-17	9	0	28	3.1	2	4	.500	2	4	.500	1	2	.500	0	2	2	0.2	2	0	1	4	1	2	7	0.8			
TOTAL	9	0	28	3.1	2	4	.500	2	4	.500	1	2	.500	0	2	2	0.2	2	0	1	4	1	2	7	0.8			



## PLAYER SPOTLIGHT

### 33 TREY REEVES

Forward ▶ 6-4 ▶ 215 ▶ Freshman ▶ Gans, Okla. (Muldraw High School)

- ▶ Son of Oklahoma State legend Bryant "Big Country" Reeves, who helped lead the Cowboys to the 1995 NCAA Final Four.
- ▶ Named the All-Area Most Valuable Player by the Southwest Times Record.
- ▶ Valedictorian of his class at Muldraw High School.
- ▶ Averaged 13 points, eight rebounds, 1.5 assists and 1.5 steals per game as a senior.
- ▶ Shot 70 percent from the floor and 49 percent from 3-point.
- ▶ Helped Muldraw reach the area round of the playoffs.
- ▶ Named the VYPE 3 Rivers Academic Athlete of the Month in February of 2016.
- ▶ Played under Muldraw head coach Adam Simmons.
- ▶ Walked-on to the Cowboy basketball program in the summer of 2016.
- ▶ Trey plans to major in business at OSU.



#### REEVES AGAINST TONIGHT'S OPPONENT

Opponent	Date	GS	Min	FG	FGA	3FG	FGA	FT	FTA	Off	Def	Tot	PF	A	TO	Blk	Stl	Pts
First career meeting																		

#### 2016-17 GAME-BY-GAME STATS

Opponent	Date	GS	TOTAL			3-PTS			REBOUNDS										PF	FO	A	TO	Blk	Stl	Pts	Avg
			FG	FGA	Pct	3FG	FGA	Pct	FT	FTA	Pct	Off	Def	Tot	Avg											
CAMPBELL	11/11/16	2	0	0	.000	0	0	.000	0	0	.000	0	0	0	0.0	1	0	0	0	0	0	0	0.0			
CENTRAL ARKANSAS	11/14/16	DNP																								
NEW ORLEANS	11/16/16	3	0	0	.000	0	0	.000	0	0	.000	0	1	1	0.5	0	0	0	0	0	0	0	0.0			
vs UConn	11/21/16	DNP																								
vs North Carolina	11/22/16	DNP																								
vs Georgetown	11/23/16	1	0	0	.000	0	0	.000	0	0	.000	0	0	0	0.3	0	0	0	0	0	0	0	0.0			
ROGERS STATE	11/30/16	DNP																								
at Maryland	12/03/16	DNP																								
at Tulsa	12/10/16	DNP																								
ARKANSAS-PINE BLUFF	12/14/16	3	0	3	.000	0	2	.000	0	0	.000	0	0	0	0.3	0	0	0	0	0	0	0	0.0			
at Wichita State	12/17/16	0	0	0	.000	0	0	.000	0	0	.000	0	0	0	0.2	0	0	0	0	0	0	0	0.0			
A&M-CORPUS CHRISTI	12/22/16	1	0	1	.000	0	1	.000	0	0	.000	0	1	1	0.3	0	0	0	0	0	0	0	0.0			
WEST VIRGINIA	12/30/16	DNP																								
at Texas	01/04/17	DNP																								
at Baylor	01/07/17	DNP																								
IOWA STATE	01/11/17	DNP																								
at Kansas	01/14/17	DNP																								
KANSAS STATE	01/18/17	DNP																								
at Texas Tech	01/21/17	DNP																								
TCU	01/23/17	DNP																								
ARKANSAS	01/28/17	1	0	0	.000	0	0	.000	0	0	.000	0	0	0	0.3	0	0	0	0	0	0	0	0.0			
at Oklahoma	01/30/17	DNP																								
at West Virginia	02/4/17	DNP																								
BAYLOR	02/07/17	DNP																								
TEXAS	02/11/17	DNP																								
at TCU	02/15/17	DNP																								

#### CAREER GAME HIGHS / SUPERLATIVES

Points	-
Rebounds	1, 2x, last vs TAMU-CC, 2016-17
Field Goals	-
Field Goals Att.	3, vs Arkansas-Pine Bluff, 2016-17
Three-Point FG	-
Three-Point FG Att.	2, vs Arkansas-Pine Bluff, 2016-17
Free Throws Made	-
Free Throws Att.	-
Assists	-
Steals	-
Blocks	-
Minutes	3, 2x, last vs Arkansas-Pine Bluff, 2016-17

Miscellaneous	Career
Games with 10+ points	0
Games with 20+ points	0
Games with 5+ rebounds	0
Games with 10+ rebounds	0
Games with 3+ assists	0
Games with 2+ steals	0
Games with 2+ blocks	0
Double-Doubles	0
Games led team in points	0
Games led team in rebounds	0
Games led team in assists	0
Games led team in steals	0
Games led team in blocks	0

#### CAREER STATS

Year	GP	GS	Min	Avg	-----Total-----			-----3-PTS-----			FT	FTA	Pct	-----Rebounds-----			Avg	PF	FO	Ast	TO	Blk	Stl	Pts	Avg
					FG	FGA	Pct	FG	FGA	Pct				Off	Def	Tot									
2016-17	7	0	11	1.6	0	4	.000	0	3	.000	0	0	.000	0	2	2	0.3	1	0	0	0	0	0	0	0.0
TOTAL	7	0	11	1.6	0	4	.000	0	3	.000	0	0	.000	0	2	2	0.3	1	0	0	0	0	0	0	0.0






## PLAYER SPOTLIGHT

### 34 WILL LIENHARD

Forward ▶ 6-7 ▶ 255 ▶ Sophomore ▶ Oklahoma City (Bishop McGuiness High School)

(Pronounced: Lynn-HARD)



- ▶ Hit his first career shot in the Maui Invite against No. 4 North Carolina.
- ▶ Blocked a shot against both Central Arkansas and New Orleans.
- ▶ Made his Cowboy debut in the conference opener at home against TCU.
- ▶ Joined the Cowboy basketball program as a walk-on in the fall.
- ▶ 2015 Mr. Basketball Oklahoma Finalist.
- ▶ 2015 Oklahoma Big 10 Conference Defensive Player of the Year.
- ▶ Named first-team All-Conference for Class 6A in 2015.
- ▶ Was an Oklahoman Big All-City and Class 6A All-State honorable mention selection.
- ▶ Averaged 10.1 points (42.1 FG percent), 9.9 rebounds, 5.1 assists and 1.0 steals per game his senior season.
- ▶ Selected to *The Oklahoman's* All-state Basketball team and Big All-City Second Team.
- ▶ Will's uncle, Steve Lienhard, was a pitcher at Oklahoma State and played in the minor leagues for six seasons. His great uncle, Bill Lienhard, played basketball at Kansas where he was a part of the 1952 national championship team, as well as the team that won the Olympic Gold medal at the 1952 Helsinki Games.

#### LIENHARD AGAINST TONIGHT'S OPPONENT

Opponent	Date	GS	Min	FG	FGA	3FG	FGA	FT	FTA	Off	Def	Tot	PF	A	TO	Blk	Stl	Pts
First Career Meeting																		

#### 2016-17 GAME-BY-GAME STATS

Opponent	Date	TOTAL			3-PTS			REBOUNDS											Pts	Avg			
		GS	Min	FG	FGA	Pct	3FG	FGA	Pct	FT	FTA	Pct	Off	Def	Tot	Avg	PF	FO			A	TO	Blk
CAMPBELL	11/11/16	2	0	0	.000	0	0	.000	0	0	.000	0	3	3	3.0	0	0	0	0	0	0	0	0.0
CENTRAL ARKANSAS	11/14/16	1	0	0	.000	0	0	.000	0	0	.000	0	0	0	1.5	0	0	0	0	1	0	0	0.0
NEW ORLEANS	11/16/16	4	0	0	.000	0	0	.000	0	0	.000	0	1	1	1.3	0	0	0	0	1	0	0	0.0
vs UConn	11/21/16	DNP																					
vs North Carolina	11/22/16	3	1	2	.500	0	0	.000	0	0	.000	0	1	1	1.3	1	0	0	0	0	0	2	0.5
vs Georgetown	11/23/16	5	0	0	.000	0	0	.000	0	0	.000	0	1	1	1.2	1	0	1	0	0	0	0	0.4
ROGERS STATE	11/30/16	1	0	0	.000	0	0	.000	0	0	.000	0	0	0	1.0	0	0	0	0	0	0	0	0.3
at Maryland	12/03/16	DNP																					
at Tulsa	12/10/16	DNP																					
ARKANSAS-PINE BLUFF	12/14/16	7	0	0	.000	0	0	.000	0	2	.000	2	1	3	1.3	0	0	0	1	0	0	0	0.3
at Wichita State	12/17/16	3	0	0	.000	0	0	.000	0	0	.000	0	0	0	1.1	0	0	0	0	0	0	0	0.3
A&M-CORPUS CHRISTI	12/22/16	1	0	0	.000	0	0	.000	0	0	.000	0	0	0	1.0	0	0	0	0	1	0	0	0.2
WEST VIRGINIA	12/30/16	DNP																					
at Texas	01/04/17	4	0	0	.000	0	0	.000	0	0	.000	0	1	1	1.0	1	0	0	0	0	0	0	0.2
at Baylor	01/07/17	DNP																					
IOWA STATE	01/11/17	DNP																					
at Kansas	01/14/17	DNP																					
KANSAS STATE	01/18/17	DNP																					
at Texas Tech	01/21/17	DNP																					
TCU	01/23/17	DNP																					
ARKANSAS	01/28/17	2	0	0	.000	0	0	.000	0	0	.000	0	0	0	0.9	0	0	0	0	0	0	0	0.2
at Oklahoma	01/30/17	DNP																					
at West Virginia	02/4/17	DNP																					
BAYLOR	02/07/17	DNP																					
TEXAS	02/11/17	DNP																					
at TCU	02/15/17	DNP																					

#### CAREER GAME HIGHS / SUPERLATIVES

Points	2, vs North Carolina, 2016-17
Rebounds	3, 2x, last vs Arkansas-Pine Bluff, 2016-17
Field Goals	1, vs North Carolina, 2016-17
Field Goals Att.	2, vs North Carolina, 2016-17
Three-Point FG	-
Three-Point FG Att.	-
Free Throws Made	-
Free Throws Att.	2, vs Arkansas-Pine Bluff, 2016-17
Assists	1, vs Georgetown, 2016-17
Steals	-
Blocks	1, 3x, vs TAMU-CC, 2016-17
Minutes	7, vs Arkansas-Pine Bluff, 2016-17

#### Miscellaneous

	Career
Games with 10+ points	0
Games with 20+ points	0
Games with 5+ rebounds	0
Games with 10+ rebounds	0
Games with 3+ assists	0
Games with 2+ steals	0
Games with 2+ blocks	0
Double-Doubles	0
Games led team in points	0
Games led team in rebounds	0
Games led team in assists	0
Games led team in steals	0
Games led team in blocks	1

#### CAREER STATS


Year	GP	GS	Min	Avg	-----Total-----			-----3-PTS-----			FT	FTA	Pct	-----Rebounds-----			PF	FO	Ast	TO	Blk	Stl	Pts	Avg
					FG	FGA	Pct	FG	FGA	Pct				Off	Def	Tot								
2015-16	1	0	1	1.0	0	0	.000	0	0	.000	0	0	.000	0	0	0	0.0	0	0	0	0	0	0	0.0
2016-17	11	0	33	3.0	1	2	.500	0	0	.000	0	2	.000	2	8	10	0.9	3	0	1	1	3	0	2.2
TOTAL	12	0	34	2.8	1	2	.500	0	0	.000	0	2	.000	2	8	10	0.8	3	0	1	1	3	0	2.2



## PLAYER SPOTLIGHT

### 41 MITCHELL SOLOMON

Forward ▶ 6-9 ▶ 245 ▶ Junior ▶ Bixby, Okla. (Bixby High School)



- ▶ Career performance at No. 2 Kansas; 16 points on 6-of-6 shooting and added three steals.
- ▶ Grabbed a career-high 14 rebounds against TAMU-CC, including 9 on the offensive glass, which is just 1 off the OSU school record.
- ▶ Blocked a career-high four shots against Iowa State.
- ▶ His versatility helped him earn 26 starts at either the power forward or center spots as a sophomore.
- ▶ Mitchell is majoring in mechanical engineering at Oklahoma State.
- ▶ Upped his averages from his freshman campaign from 1.2 to 3.7 points per game, and his rebounding from 3.3 to 3.9 boards per game.
- ▶ Was 40-of-85 (47.1 percent) from the floor overall, but was 37-of-66 (56.1 percent) inside the 3-point arch.
- ▶ Reached double-digit scoring for the first time in his career against Arkansas Pine Bluff (10 points).
- ▶ Key dunk with 1:32 remaining helped the Cowboys take down Minnesota in Sioux Falls, S.D.
- ▶ Just missed his first career double-double with nine points and nine boards against Tulsa.
- ▶ Hit a trio of 3-pointers on the year, including at Kansas and at home against West Virginia.
- ▶ Had at least five points in 11 games, and 18 games with at least four rebounds.
- ▶ Blocked 17 shots on the year, which ranked third at OSU.
- ▶ Shot six-of-six from the free throw line and grabbed four rebounds in an upset win against No. 3 Kansas.

#### SOLOMON AGAINST TONIGHT'S OPPONENT

Opponent	Date	GS	Min	FG	FGA	3FG	FGA	FT	FTA	Off	Def	Tot	PF	A	TO	Blk	Stl	Pts
at Oklahoma	1/17/2015		16	1	2	0	0	0	0	1	2	3	3	0	1	0	1	2
OKLAHOMA	1/31/2015		14	0	1	0	0	0	0	4	1	5	4	0	0	0	0	0
vs Oklahoma	3/12/2015		15	0	2	0	0	0	0	2	2	4	1	0	1	2	1	0
OKLAHOMA	1/13/2016	*	20	0	2	0	1	0	0	1	1	2	1	0	1	0	0	0
at Oklahoma	1/30/2017	*	25	1	4	0	0	2	2	4	4	8	3	1	1	1	1	4
Averages			18.0		18.2%		0.0%		100.0%			4.4	2.4	0.2	0.8	0.6	0.6	1.2

#### 2016-17 GAME-BY-GAME STATS

		TOTAL					3-PTS			REBOUNDS															
Opponent	Date	GS	Min	FG	FGA	Pct	3FG	FGA	Pct	FT	FTA	Pct	Off	Def	Tot	Avg	PF	FO	A	TO	Blk	Stl	Pts	Avg	
CAMPBELL	11/11/16	*	16	0	1	.000	0	1	.000	1	2	.500	0	0	0	0.0	5	1	0	0	0	0	1	1.0	
CENTRAL ARKANSAS	11/14/16	*	6	0	1	.000	0	1	.000	0	0	.000	0	1	1	0.5	5	1	0	1	1	0	0	0.5	
NEW ORLEANS	11/16/16	*	16	3	4	.750	0	0	.000	1	4	.250	4	2	6	2.3	2	0	2	0	1	0	7	2.7	
vs UConn	11/21/16	*	14	0	0	.000	0	0	.000	1	2	.500	2	4	6	3.3	4	0	1	2	1	0	1	2.3	
vs North Carolina	11/22/16	*	13	1	4	.250	0	0	.000	2	2	1.000	3	0	3	3.2	3	0	0	0	2	2	0	4	2.6
vs Georgetown	11/23/16		11	0	0	.000	0	0	.000	0	0	.000	0	0	0	0.0	2	7	2	0	0	0	0	0.2	
ROGERS STATE	11/30/16		15	1	2	.500	0	0	.000	8	10	.800	2	3	5	3.0	1	0	2	0	1	0	10	3.3	
at Maryland	12/03/16		17	2	3	.667	0	1	.000	0	0	.000	2	2	4	3.1	5	1	0	1	2	0	4	3.4	
at Tulsa	12/10/16		17	2	4	.500	0	1	.000	3	4	.750	5	2	7	3.6	5	1	1	1	1	0	7	3.8	
ARKANSAS-PINE BLUFF	12/14/16		15	2	2	1.000	0	0	.000	2	2	1.000	5	1	6	3.8	4	0	0	3	0	0	6	4.0	
at Wichita State	12/17/16		27	1	3	.333	0	0	.000	1	2	.500	3	0	3	3.7	5	1	4	1	0	0	3	3.9	
A&M-CORPUS CHRISTI	12/22/16		22	4	5	.800	0	0	.000	0	0	.000	9	5	14	4.6	4	0	1	3	1	0	8	4.3	
WEST VIRGINIA	12/30/16		21	2	4	.500	0	0	.000	3	4	.750	1	2	3	4.5	4	0	0	0	2	0	7	4.5	
at Texas	01/04/17		15	0	0	.000	0	0	.000	0	0	.000	0	4	4	4.4	4	0	0	0	2	0	0	4.1	
at Baylor	01/07/17		20	1	2	.500	0	0	.000	1	2	.500	4	0	4	4.4	5	1	0	3	0	0	3	4.1	
IOWA STATE	01/11/17		20	2	6	.333	0	0	.000	2	2	1.000	3	3	6	4.5	5	1	0	1	4	0	6	4.2	
at Kansas	01/14/17	*	21	6	6	1.000	0	0	.000	4	6	.667	3	1	4	4.5	5	1	1	0	1	3	16	4.9	
KANSAS STATE	01/18/17	*	27	3	6	.500	0	0	.000	4	7	.571	3	4	7	4.6	2	0	1	5	1	1	10	5.2	
at Texas Tech	01/21/17	*	22	2	4	.500	0	0	.000	5	5	1.000	4	0	4	4.6	5	1	1	1	1	0	9	5.4	
TCU	01/23/17	*	17	3	4	.750	0	0	.000	2	2	1.000	0	4	4	4.6	4	0	0	0	1	0	8	5.5	
ARKANSAS	01/28/17	*	14	0	3	.000	0	0	.000	2	2	1.000	5	2	7	4.7	3	0	0	2	1	0	2	5.3	
at Oklahoma	01/30/17	*	25	1	4	.250	0	0	.000	2	2	1.000	4	4	8	6.0	3	0	1	1	1	1	4	6.6	
at West Virginia	02/4/17	*	32	2	5	.400	0	0	.000	1	2	.500	2	4	6	4.9	2	0	4	1	0	0	5	5.3	
BAYLOR	02/07/17	*	24	2	6	.333	0	0	.000	2	2	1.000	3	1	4	4.8	4	0	1	0	0	1	6	5.3	
TEXAS	02/11/17	*	24	3	9	.333	0	0	.000	0	0	.000	4	3	7	4.9	4	0	2	0	2	0	6	5.3	
at TCU	02/15/17	*	28	4	4	1.000	0	0	.000	0	0	.000	1	3	4	4.9	3	0	0	1	4	0	8	5.4	

#### CAREER GAME HIGHS / SUPERLATIVES

Points	16, at Kansas, 2016-17
Rebounds	14, vs TAMU-CC, 2016-17
Field Goals	6, at Kansas, 2016-17
Field Goals Att.	9, vs Texas, 2016-17
Three-Point FG	1, 4x, last vs West Virginia, 2016
Three-Point FG Att.	3, 2x, last at Kansas, 2016
Free Throws Made	8, vs Rogers State, 2016
Free Throws Att.	10, vs Rogers State, 2016
Assists	4, 2x, last at West Virginia, 2016-17
Steals	3, 2x, last at Kansas, 2016-17
Blocks	4, 2x, last at TCU, 2016-17
Minutes	32, at West Virginia, 2016-17

#### Miscellaneous

	Career
Games with 10+ points	4
Games with 20+ points	0
Games with 5+ rebounds	23
Games with 10+ rebounds	2
Games with 3+ assists	2
Games with 2+ steals	2
Games with 2+ blocks	16
Double-Doubles	0
Games led team in points	0
Games led team in rebounds	8
Games led team in assists	2
Games led team in steals	3
Games led team in blocks	28

#### CAREER STATS

Year	GP	GS	Min	Avg	-----Total-----			-----3-PTS-----			-----Rebounds-----														
					FG	FGA	Pct	FG	FGA	Pct	FT	FTA	Pct	Off	Def	Tot	Avg	PF	FO	Ast	TO	Blk	Stl	Pts	Avg
2014-15	32	2	348	10.9	14	30	.467	1	2	.500	9	17	.529	42	44	86	2.7	71	1	11	16	19	11	38	1.2
2015-16	31	26	570	18.4	40	85	.471	3	19	.158	32	46	.696	53	68	121	3.9	106	8	14	43	17	11	115	3.7
2016-17	26	15	499	19.2	47	92	.511	0	4	.000	47	61	.770	72	55	127	4.9	98	9	22	29	30	7	141	5.4
TOTAL	89	43	1417	15.9	101	207	.488	4	25	.160	88	124	.710	167	167	334	3.8	275	18	47	88	66	29	294	3.3



## 2016-17 STATISTICS

RECORD:	OVERALL	HOME	AWAY	NEUTRAL
ALL GAMES	17-9	9-4	6-4	2-1
CONFERENCE	6-7	2-4	4-3	0-0
NON-CONFERENCE	11-2	7-0	2-1	2-1

#	Player	gp-gs	min	avg	Total		3-Point		F-Throw		Rebounds				pf	dq	a	to	blk	stl	pts	avg
					fg-fga	fg%	3fg-fga	3fg%	ft-fa	ft%	off	def	tot	avg								
01	Evans, Jawun	25-25	703	28.1	154-354	.435	24-63	.381	115-145	.793	20	60	80	3.2	60	1	143	71	4	48	447	17.9
30	Carroll, Jeffrey	26-14	734	28.2	155-284	.546	41-92	.446	103-131	.786	55	118	173	6.7	45	0	34	43	4	23	454	17.5
13	Forte, Phil	26-25	795	30.6	106-254	.417	68-164	.415	71-75	.947	17	48	65	2.5	40	0	43	23	2	27	351	13.5
23	Hammonds, Leyton	26-26	545	21.0	68-157	.433	28-77	.364	28-33	.848	35	87	122	4.7	94	7	19	30	10	17	192	7.4
21	Waters, Lindy	21-12	358	17.0	46-92	.500	19-43	.442	17-25	.680	19	23	42	2.0	36	0	19	25	1	14	128	6.1
41	Solomon, Mitchell	26-15	499	19.2	47-92	.511	0-4	.000	47-61	.770	72	55	127	4.9	98	9	22	29	30	7	141	5.4
00	Averette, Brandon	26-1	390	15.0	50-113	.442	8-16	.500	33-44	.750	3	40	43	1.7	40	0	45	42	0	24	141	5.4
24	Dillard, Davon	18-0	199	11.1	32-63	.508	5-12	.417	18-28	.643	23	37	60	3.3	18	0	9	19	1	9	87	4.8
05	Shine, Tavarus	6-1	104	17.3	9-22	.409	4-15	.267	5-10	.500	6	4	10	1.7	11	0	6	2	3	7	27	4.5
12	McGriff, Cameron	25-1	400	16.0	25-60	.417	6-17	.353	46-64	.719	28	47	75	3.0	62	1	16	30	8	13	102	4.1
04	Dziagwa, Thomas	22-0	172	7.8	27-65	.415	23-53	.434	10-10	1.000	6	9	15	0.7	20	0	13	7	0	9	87	4.0
14	N'Guessan, Lucas	25-10	229	9.2	28-42	.667	0-0	.000	8-20	.400	21	26	47	1.9	66	2	7	20	14	6	64	2.6
32	Underwood, Tyler	9-0	28	3.1	2-4	.500	2-4	.500	1-2	.500	0	2	2	0.2	2	0	1	4	1	2	7	0.8
34	Lienhard, Will	11-0	33	3.0	1-2	.500	0-0	.000	0-2	.000	2	8	10	0.9	3	0	1	1	3	0	2	0.2
33	Reeves, Trey	7-0	11	1.6	0-4	.000	0-3	.000	0-0	.000	0	2	2	0.3	1	0	0	0	0	0	0	0.0
Team											53	30	83					6				
Total.....		26	5200		750-1608	.466	228-563	.405	502-650	.772	360	596	956	36.8	596	20	378	352	81	206	2230	85.8
Opponents.....		26	5200		681-1458	.467	162-476	.340	482-676	.713	289	576	865	33.3	563	-	338	414	112	166	2006	77.2

TEAM STATISTICS	OSU	OPP	Date	Opponent	Score	Att.
SCORING	2230	2006	11/11/16	CAMPBELL	w 102-65	6126
Points per game	85.8	77.2	11/14/16	CENTRAL ARKANSAS	w 102-90	4911
Scoring margin	+8.6	-	11/16/16	NEW ORLEANS	w 117-72	4992
FIELD GOALS-ATT	750-1608	681-1458	11/21/16	vs UConn	w 98-90	2400
Field goal pct	.466	.467	11/22/16	vs North Carolina	L 75-107	2400
3 POINT FG-ATT	228-563	162-476	11/23/16	vs Georgetown	w 97-70	2400
3-point FG pct	.405	.340	11/30/16	ROGERS STATE	w 101-85	5185
3-pt FG made per game	8.8	6.2	12/03/16	at Maryland	L 70-71	17391
FREE THROWS-ATT	502-650	482-676	12/10/16	at Tulsa	w 71-67	7333
Free throw pct	.772	.713	12/14/16	ARKANSAS-PINE BLUFF	w 102-66	5287
F-Throws made per game	19.3	18.5	12/17/16	at Wichita State	w 93-76	15004
REBOUNDS	956	865	12/22/16	A&M-CORPUS CHRISTI	w 92-70	8342
Rebounds per game	36.8	33.3	* 12/30/16	WEST VIRGINIA	L 75-92	13611
Rebounding margin	+3.5	-	* 01/04/17	at Texas	L 79-82	9753
ASSISTS	378	338	* 01/07/17	at Baylor	L 57-61	10627
Assists per game	14.5	13.0	* 01/11/17	IOWA STATE	L 86-96	6066
TURNOVERS	352	414	* 01/14/17	at Kansas	L 80-87	16300
Turnovers per game	13.5	15.9	* 01/18/17	KANSAS STATE	L 88-96	8948
Turnover margin	+2.4	-	* 01/21/17	at Texas Tech	w 83-64	11360
Assist/turnover ratio	1.1	0.8	* 01/23/17	TCU	w 89-76	6090
STEALS	206	166	01/28/17	ARKANSAS	w 99-71	13611
Steals per game	7.9	6.4	* 01/30/17	at Oklahoma	w 68-66	10103
BLOCKS	81	112	* 02/04/17	at West Virginia	w 82-75	14225
Blocks per game	3.1	4.3	* 02/08/17	BAYLOR	L 69-72	8170
ATTENDANCE	99931	125597	* 02/11/17	TEXAS	w 84-71	8592
Home games-Avg/Game	13-7687	10-11840	* 02/15/17	at TCU	w 71-68	6301
Neutral site-Avg/Game	-	3-2400				

\* = Conference game

Score by Periods	1st	2nd	Totals
Oklahoma State	1136	1094	2230
Opponents	935	1071	2006



## 2016-17 BIG 12 STATISTICS

RECORD:	OVERALL	HOME	AWAY	NEUTRAL
ALL GAMES	6-7	2-4	4-3	0-0
CONFERENCE	6-7	2-4	4-3	0-0
NON-CONFERENCE	0-0	0-0	0-0	0-0

#	Player	gp-gs	min	avg	Total		3-Point		F-Throw		Rebounds				pf	dq	a	to	blk	stl	pts	avg
					fg-fga	fg%	3fg-fga	3fg%	ft-fa	ft%	off	def	tot	avg								
30	Carroll, Jeffrey	13-12	441	33.9	82-151	.543	24-48	.500	52-63	.825	25	54	79	6.1	24	0	17	23	3	9	240	18.5
01	Evans, Jawun	13-13	389	29.9	72-182	.396	9-36	.250	56-71	.789	7	32	39	3.0	36	1	84	43	1	19	209	16.1
13	Forte, Phil	13-13	436	33.5	57-122	.467	37-76	.487	25-28	.893	9	31	40	3.1	21	0	20	14	0	10	176	13.5
23	Hammonds, Leyton	13-13	316	24.3	34-75	.453	16-43	.372	9-10	.900	16	37	53	4.1	43	4	6	14	4	8	93	7.2
41	Solomon, Mitchell	13-9	296	22.8	31-60	.517	0-0	.000	26-31	.839	32	33	65	5.0	50	4	11	13	19	6	88	6.8
24	Dillard, Davon	12-0	147	12.3	21-42	.500	4-11	.364	13-21	.619	16	28	44	3.7	15	0	6	15	1	6	59	4.9
21	Waters, Lindy	8-1	90	11.3	11-20	.550	7-10	.700	3-5	.600	3	4	7	0.9	10	0	5	8	0	2	32	4.0
12	McGriff, Cameron	13-1	181	13.9	12-29	.414	3-9	.333	18-28	.643	12	18	30	2.3	27	0	3	10	1	3	45	3.5
00	Averette, Brandon	13-0	184	14.2	14-30	.467	3-5	.600	7-10	.700	2	22	24	1.8	19	0	23	15	0	6	38	2.9
04	Dziagwa, Thomas	10-0	49	4.9	6-19	.316	3-14	.214	0-0	.000	2	1	3	0.3	7	0	5	4	0	0	15	1.5
14	N'Guessan, Lucas	12-3	67	5.6	8-13	.615	0-0	.000	0-0	.000	2	4	6	0.5	24	0	1	9	1	0	16	1.3
34	Lienhard, Will	1-0	4	4.0	0-0	.000	0-0	.000	0-0	.000	0	1	1	1.0	1	0	0	0	0	0	0	0.0
Team											24	15	39					4				
Total.....		13	2600		348-743	.468	106-252	.421	209-267	.783	150	280	430	33.1	277	9	181	172	30	69	1011	77.8
Opponents.....		13	2600		347-723	.480	88-268	.328	224-305	.734	134	278	412	31.7	249	-	190	154	52	81	1006	77.4

TEAM STATISTICS	OSU	OPP	Date	Opponent	Score	Att.
SCORING	1011	1006	* 12/30/16	WEST VIRGINIA	L 75-92	13611
Points per game	77.8	77.4	* 01/04/17	at Texas	L 79-82	9753
Scoring margin	+0.4	-	* 01/07/17	at Baylor	L 57-61	10627
FIELD GOALS-ATT	348-743	347-723	* 01/11/17	IOWA STATE	L 86-96	6066
Field goal pct	.468	.480	* 01/14/17	at Kansas	L 80-87	16300
3 POINT FG-ATT	106-252	88-268	* 01/18/17	KANSAS STATE	L 88-96	8948
3-point FG pct	.421	.328	* 01/21/17	at Texas Tech	w 83-64	11360
3-pt FG made per game	8.2	6.8	* 01/23/17	TCU	w 89-76	6090
FREE THROWS-ATT	209-267	224-305	* 01/30/17	at Oklahoma	w 68-66	10103
Free throw pct	.783	.734	* 02/04/17	at West Virginia	w 82-75	14225
F-Throws made per game	16.1	17.2	* 02/08/17	BAYLOR	L 69-72	8170
REBOUNDS	430	412	* 02/11/17	TEXAS	w 84-71	8592
Rebounds per game	33.1	31.7	* 02/15/17	at TCU	w 71-68	6301
Rebounding margin	+1.4	-	* = Conference game			
ASSISTS	181	190				
Assists per game	13.9	14.6				
TURNOVERS	172	154				
Turnovers per game	13.2	11.8				
Turnover margin	-1.4	-				
Assist/turnover ratio	1.1	1.2				
STEALS	69	81				
Steals per game	5.3	6.2				
BLOCKS	30	52				
Blocks per game	2.3	4.0				
ATTENDANCE	51477	78669				
Home games-Avg/Game	6-8580	7-11238				
Neutral site-Avg/Game	-	0-0				

Score by Periods	1st	2nd	Totals
Oklahoma State	492	519	1011





## 2016-17 STATISTICS

## COMPARISON GAME-BY-GAME

Opponent	1st	2nd	Score	Mar	Total FG	FG Pct	3-Pointers	3FG Pct	Free Throws	FT Pct	Rebounds	Assist	T/Over	Block	Steal	Fouls	
CAMPBELL	52/37	50/28	102-65	+37	34-71/18-56	.479/.321	8-26/10-26	.308/.385	26-38/19-30	.684/.633	52/35	+17	10/8	15/23	5/5	13/9	23/29
CENTRAL ARKANSAS	50/42	52/48	102-90	+12	34-61/28-60	.557/.467	10-29/6-10	.345/.600	24-32/28-39	.750/.718	37/32	+5	20/12	17/15	5/2	7/7	30/27
NEW ORLEANS	68/36	49/36	117-72	+45	38-71/26-60	.535/.433	11-25/5-14	.440/.357	30-38/15-23	.789/.652	47/29	+18	22/14	10/23	6/7	12/5	24/26
UConn	40/26	58/64	98-90	+8	28-61/25-53	.459/.472	12-20/11-22	.600/.500	30-42/29-42	.714/.690	40/39	+1	13/12	12/18	3/8	18/1	30/28
North Carolina	38/51	37/56	75-107	(32)	26-72/37-64	.361/.578	6-22/8-17	.273/.471	17-23/25-29	.739/.862	32/44	(12)	5/16	14/16	4/3	9/8	26/22
Georgetown	50/35	47/35	97-70	+27	36-71/24-47	.507/.511	7-19/3-9	.368/.333	18-19/19-27	.947/.704	29/34	(5)	18/11	11/28	2/1	19/5	23/18
ROGERS STATE	52/44	49/41	101-85	+16	29-66/33-58	.439/.569	8-23/7-14	.348/.500	35-44/12-18	.795/.667	36/32	+4	14/16	10/22	3/4	9/6	19/32
Maryland	43/35	27/36	70-71	(1)	27-66/24-59	.409/.407	8-24/4-22	.333/.182	8-11/19-29	.727/.655	44/39	+5	13/11	15/18	5/5	7/4	25/18
Tulsa	38/30	33/37	71-67	+4	25-63/23-48	.397/.479	7-19/6-15	.368/.400	14-20/15-22	.700/.682	41/30	+11	8/13	16/18	3/5	8/5	23/19
ARKANSAS-PINE BLUFF	53/28	49/38	102-66	+36	29-62/22-51	.468/.431	12-28/3-11	.429/.273	32-40/19-28	.800/.679	39/33	+6	16/11	21/31	5/5	11/12	26/28
Wichita State	49/33	44/43	93-76	+17	31-59/19-52	.525/.365	14-28/3-17	.500/.176	17-26/35-47	.654/.745	36/34	+2	16/8	17/15	3/8	7/9	32/21
A&M-CORPUS CHRISTI	52/33	40/37	92-70	+22	32-76/31-69	.421/.449	10-28/3-13	.357/.231	18-21/5-14	.857/.357	49/43	+6	18/9	15/21	6/3	12/10	18/20
WEST VIRGINIA	28/41	47/51	75-92	(17)	24-53/33-60	.453/.550	7-19/6-16	.368/.375	20-33/20-26	.606/.769	32/33	(1)	15/24	19/12	3/6	3/8	20/29
Texas	39/37	40/45	79-82	(3)	26-61/25-57	.426/.439	8-25/7-19	.320/.368	19-23/25-33	.826/.758	32/37	(5)	12/11	11/11	2/6	4/4	28/21
Baylor	30/25	27/36	57-61	(4)	19-55/18-39	.345/.462	8-22/3-7	.364/.429	11-20/22-30	.550/.733	35/30	+5	12/13	14/13	0/6	3/5	25/17
IOWA STATE	46/47	40/49	86-96	(10)	34-64/36-69	.531/.522	7-20/10-26	.350/.385	11-13/14-18	.846/.778	36/33	+3	17/18	16/10	5/5	3/13	19/17
Kansas	40/36	40/51	80-87	(7)	31-68/26-59	.456/.441	7-19/5-20	.368/.250	11-14/30-45	.786/.667	36/45	(9)	16/11	11/10	3/5	8/8	30/14
KANSAS STATE	54/51	34/45	88-96	(8)	28-62/36-64	.452/.563	12-22/7-15	.545/.467	20-22/17-21	.909/.810	34/32	+2	17/21	19/12	1/3	8/11	20/20
Texas Tech	46/30	37/34	83-64	+19	22-40/20-45	.550/.444	11-16/7-21	.688/.333	28-37/17-25	.757/.680	31/18	+13	12/9	18/15	2/2	7/5	28/28
TCU	32/29	57/47	89-76	+13	32-59/24-61	.542/.393	5-15/6-26	.333/.231	20-21/22-24	.952/.917	30/35	(5)	13/10	7/12	4/2	6/2	18/20
ARKANSAS	59/33	40/38	99-71	+28	33-66/24-58	.500/.414	9-20/5-18	.450/.278	24-29/18-23	.828/.783	44/29	+15	24/7	7/12	1/4	5/4	20/26
Oklahoma	35/36	33/30	68-66	+2	20-60/23-50	.333/.460	10-26/5-19	.385/.263	18-25/15-23	.720/.652	44/31	+13	9/7	12/12	4/8	7/7	22/17
West Virginia	40/44	42/31	82-75	+7	25-40/26-54	.625/.481	8-13/12-33	.615/.364	24-27/11-15	.889/.733	30/16	+14	12/17	19/9	0/2	4/5	20/24
BAYLOR	30/34	39/38	69-72	(3)	24-56/27-50	.429/.540	5-16/8-23	.313/.348	16-19/10-14	.842/.714	25/36	(11)	11/19	6/15	0/4	9/2	18/18
TEXAS	38/33	46/38	84-71	+13	34-68/29-63	.500/.460	10-19/4-23	.526/.174	6-8/9-18	.750/.500	38/38	-	18/14	11/13	2/1	4/7	16/12
TCU	34/29	37/39	71-68	+3	29-57/24-52	.509/.462	8-20/8-20	.400/.400	5-5/12-13	1000/.923	27/28	(1)	17/16	9/10	4/2	3/4	13/12

Note: Game totals are displayed in the format TEAM/OPPONENT for each category

## STARTING LINEUPS

Opponent	Starter	Starter	Starter	Starter	Starter
Campbell	Evans	Forte	Shine	Hammonds	Solomon
Central Arkansas	Evans	Forte	Waters	Hammonds	Solomon
New Orleans	Evans	Forte	Waters	Hammonds	Solomon
vs. UConn	Evans	Forte	Waters	Hammonds	Solomon
vs. North Carolina	Evans	Forte	Waters	Hammonds	Solomon
vs. Georgetown	Evans	Forte	Waters	Hammonds	N'Guessan
Rogers State	Evans	Forte	Waters	Hammonds	N'Guessan
Maryland	Evans	Forte	Waters	Hammonds	N'Guessan
Tulsa	Averette	Waters	Carroll	Hammonds	N'Guessan
Arkansas-Pine Bluff	Evans	Forte	Waters	Hammonds	N'Guessan
Wichita State	Evans	Forte	Waters	Hammonds	N'Guessan
TAMU-CC	Evans	Forte	Waters	Hammonds	N'Guessan
West Virginia	Evans	Forte	Waters	Hammonds	N'Guessan
Texas	Evans	Forte	Carroll	Hammonds	N'Guessan
Baylor	Evans	Forte	Carroll	Hammonds	N'Guessan
Iowa State	Evans	Forte	Carroll	McGriff	Hammonds
Kansas	Evans	Forte	Carroll	Hammonds	Solomon
Kansas State	Evans	Forte	Carroll	Hammonds	Solomon
Texas Tech	Evans	Forte	Carroll	Hammonds	Solomon
TCU	Evans	Forte	Carroll	Hammonds	Solomon
Arkansas	Evans	Forte	Carroll	Hammonds	Solomon
Oklahoma	Evans	Forte	Carroll	Hammonds	Solomon
West Virginia	Evans	Forte	Carroll	Hammonds	Solomon
Baylor	Evans	Forte	Carroll	Hammonds	Solomon
Texas	Evans	Forte	Carroll	Hammonds	Solomon
TCU	Evans	Forte	Carroll	Hammonds	Solomon

## SPECIALTY STATS

Opponent	OKLAHOMA STATE					OPPONENTS				
	Paint	Off/TO	2nd	Brk	Bench	Paint	Off/TO	2nd	Brk	Bench
Campbell	48	28	13	23	45	16	19	7	6	29
Central Arkansas	38	13	12	19	36	26	26	12	11	26
New Orleans	36	31	20	14	58	34	9	11	17	46
UConn	30	23	18	8	36	24	11	5	6	26
North Carolina	30	11	18	10	23	48	21	21	7	29
Georgetown	46	41	21	21	59	40	11	9	15	16
Rogers State	38	32	19	22	40	26	13	2	15	22
Maryland	26	6	17	6	24	38	20	13	4	22
Tulsa	26	16	14	0	26	32	20	8	2	14
UAPB	30	41	25	11	60	28	25	14	8	38
Wichita State	28	17	6	8	42	26	20	18	6	22
TAMU-CC	40	13	26	13	51	42	17	16	8	21
West Virginia	30	13	10	17	20	50	26	11	14	28
Texas	28	19	8	9	16	36	19	13	16	18
Baylor	14	13	15	2	12	26	18	10	2	16
Iowa State	50	15	12	5	11	44	15	10	19	5
Kansas	44	7	10	13	16	38	7	10	13	16
K-State	35	11	19	9	11	48	21	18	10	22
Texas Tech	18	20	20	3	18	20	19	7	2	11
TCU	50	16	6	18	20	26	9	23	8	15
Arkansas	40	23	14	18	33	32	5	18	6	29
Oklahoma	16	12	13	2	20	18	9	9	2	22
West Virginia	32	11	13	10	26	22	31	8	4	47
Baylor	30	18	8	10	16	36	9	10	13	19
Texas	38	19	14	18	19	44	16	20	17	16
TCU	38	17	7	9	6	32	9	11	10	11
Totals	879	486	378	298	744	852	425	314	241	586
Averages	33.8	18.7	14.5	11.5	28.6	32.8	16.3	12.1	9.3	22.5



## 2016-17 TEAM SUPERLATIVES

### Oklahoma State - TEAM GAME HIGHS

POINTS	117	NEW ORLEANS (11/16/16)
	102	ARKANSAS-PINE BLUFF (12/14/16)
	102	CENTRAL ARKANSAS (11/14/16)
	102	CAMPBELL (11/11/16)
	101	ROGERS STATE (11/30/16)
FIELD GOALS MADE	38	NEW ORLEANS (11/16/16)
	36	vs Georgetown (11/23/16)
FIELD GOAL ATTEMPTS	76	A&M-CORPUS CHRISTI (12/22/16)
	72	vs North Carolina (11/22/16)
FIELD GOAL PERCENTAGE	.625 (25-40)	at West Virginia (02/04/17)
	.557 (34-61)	CENTRAL ARKANSAS (11/14/16)
3 PT FIELD GOALS MADE	14	at Wichita State (12/17/16)
	12	KANSAS STATE (01/18/17)
	12	ARKANSAS-PINE BLUFF (12/14/16)
	12	vs UConn (11/21/16)
3 PT FG ATTEMPTS	29	CENTRAL ARKANSAS (11/14/16)
	28	A&M-CORPUS CHRISTI (12/22/16)
	28	at Wichita State (12/17/16)
	28	ARKANSAS-PINE BLUFF (12/14/16)
3 PT FG PERCENTAGE	.688 (11-16)	at Texas Tech (01/21/17)
	.615 (8-13)	at West Virginia (02/04/17)
FREE THROWS MADE	35	ROGERS STATE (11/30/16)
	32	ARKANSAS-PINE BLUFF (12/14/16)
FREE THROW ATTEMPTS	44	ROGERS STATE (11/30/16)
	42	vs UConn (11/21/16)
FREE THROW PERCENTAGE	1.000 (5-5)	at TCU (02/15/17)
	.952 (20-21)	TCU (01/23/17)
REBOUNDS	52	CAMPBELL (11/11/16)
	49	A&M-CORPUS CHRISTI (12/22/16)
ASSISTS	24	ARKANSAS (01/28/17)
	22	NEW ORLEANS (11/16/16)
STEALS	19	vs Georgetown (11/23/16)
	18	vs UConn (11/21/16)
BLOCKED SHOTS	6	A&M-CORPUS CHRISTI (12/22/16)
	6	NEW ORLEANS (11/16/16)
TURNOVERS	21	ARKANSAS-PINE BLUFF (12/14/16)
	19	at West Virginia (02/04/17)
	19	KANSAS STATE (01/18/17)
	19	WEST VIRGINIA (12/30/16)
FOULS	32	at Wichita State (12/17/16)
	30	at Kansas (01/14/17)
	30	vs UConn (11/21/16)
	30	CENTRAL ARKANSAS (11/14/16)



## 2016-17 TEAM SUPERLATIVES

### Oklahoma State - GAME LOWS

POINTS	57	at Baylor (01/07/17)
	68	at Oklahoma (01/30/17)
	69	BAYLOR (02/08/17)
	70	at Maryland (12/03/16)
	71	at Tulsa (12/10/16)
	71	at TCU (02/15/17)
FIELD GOALS MADE	19	at Baylor (01/07/17)
	20	at Oklahoma (01/30/17)
FIELD GOAL ATTEMPTS	40	at Texas Tech (01/21/17)
	40	at West Virginia (02/04/17)
FIELD GOAL PERCENTAGE	.333 (20-60)	at Oklahoma (01/30/17)
	.345 (19-55)	at Baylor (01/07/17)
3 PT FIELD GOALS MADE	5	TCU (01/23/17)
	5	BAYLOR (02/08/17)
3 PT FG ATTEMPTS	13	at West Virginia (02/04/17)
	15	TCU (01/23/17)
3 PT FG PERCENTAGE	.273 (6-22)	vs North Carolina (11/22/16)
	.308 (8-26)	CAMPBELL (11/11/16)
FREE THROWS MADE	5	at TCU (02/15/17)
	6	TEXAS (02/11/17)
FREE THROW ATTEMPTS	5	at TCU (02/15/17)
	8	TEXAS (02/11/17)
FREE THROW PERCENTAGE	.550 (11-20)	at Baylor (01/07/17)
	.606 (20-33)	WEST VIRGINIA (12/30/16)
REBOUNDS	25	BAYLOR (02/08/17)
	27	at TCU (02/15/17)
ASSISTS	5	vs North Carolina (11/22/16)
	8	at Tulsa (12/10/16)
STEALS	3	WEST VIRGINIA (12/30/16)
	3	at Baylor (01/07/17)
	3	IOWA STATE (01/11/17)
	3	at TCU (02/15/17)
BLOCKED SHOTS	0	at Baylor (01/07/17)
	0	at West Virginia (02/04/17)
	0	BAYLOR (02/08/17)
TURNOVERS	6	BAYLOR (02/08/17)
	7	TCU (01/23/17)
	7	ARKANSAS (01/28/17)
FOULS	13	at TCU (02/15/17)
	16	TEXAS (02/11/17)



## 2016-17 TEAM SUPERLATIVES

### Opponent - GAME HIGHS

POINTS	107	vs North Carolina (11/22/16)
	96	KANSAS STATE (01/18/17)
	96	IOWA STATE (01/11/17)
	92	WEST VIRGINIA (12/30/16)
	90	vs UConn (11/21/16)
	90	CENTRAL ARKANSAS (11/14/16)
FIELD GOALS MADE	37	vs North Carolina (11/22/16)
	36	KANSAS STATE (01/18/17)
	36	IOWA STATE (01/11/17)
FIELD GOAL ATTEMPTS	69	IOWA STATE (01/11/17)
	69	A&M-CORPUS CHRISTI (12/22/16)
FIELD GOAL PERCENTAGE	.578 (37-64)	vs North Carolina (11/22/16)
	.569 (33-58)	ROGERS STATE (11/30/16)
3 PT FIELD GOALS MADE	12	at West Virginia (02/04/17)
	11	vs UConn (11/21/16)
3 PT FG ATTEMPTS	33	at West Virginia (02/04/17)
	26	TCU (01/23/17)
	26	IOWA STATE (01/11/17)
	26	CAMPBELL (11/11/16)
3 PT FG PERCENTAGE	.600 (6-10)	CENTRAL ARKANSAS (11/14/16)
	.500 (11-22)	vs UConn (11/21/16)
	.500 (7-14)	ROGERS STATE (11/30/16)
FREE THROWS MADE	35	at Wichita State (12/17/16)
	30	at Kansas (01/14/17)
FREE THROW ATTEMPTS	47	at Wichita State (12/17/16)
	45	at Kansas (01/14/17)
FREE THROW PERCENTAGE	.923 (12-13)	at TCU (02/15/17)
	.917 (22-24)	TCU (01/23/17)
REBOUNDS	45	at Kansas (01/14/17)
	44	vs North Carolina (11/22/16)
ASSISTS	24	WEST VIRGINIA (12/30/16)
	21	KANSAS STATE (01/18/17)
STEALS	13	IOWA STATE (01/11/17)
	12	ARKANSAS-PINE BLUFF (12/14/16)
BLOCKED SHOTS	8	at Oklahoma (01/30/17)
	8	at Wichita State (12/17/16)
	8	vs UConn (11/21/16)
TURNOVERS	31	ARKANSAS-PINE BLUFF (12/14/16)
	28	vs Georgetown (11/23/16)
FOULS	32	ROGERS STATE (11/30/16)
	29	WEST VIRGINIA (12/30/16)
	29	CAMPBELL (11/11/16)





## 2016-17 TEAM SUPERLATIVES

### Opponent - GAME LOWS

POINTS	61	at Baylor (01/07/17)
	64	at Texas Tech (01/21/17)
	65	CAMPBELL (11/11/16)
	66	ARKANSAS-PINE BLUFF (12/14/16)
	66	at Oklahoma (01/30/17)
FIELD GOALS MADE	18	CAMPBELL (11/11/16)
	18	at Baylor (01/07/17)
FIELD GOAL ATTEMPTS	39	at Baylor (01/07/17)
	45	at Texas Tech (01/21/17)
FIELD GOAL PERCENTAGE	.321 (18-56)	CAMPBELL (11/11/16)
	.365 (19-52)	at Wichita State (12/17/16)
3 PT FIELD GOALS MADE	3	vs Georgetown (11/23/16)
	3	ARKANSAS-PINE BLUFF (12/14/16)
	3	at Wichita State (12/17/16)
	3	A&M-CORPUS CHRISTI (12/22/16)
	3	at Baylor (01/07/17)
3 PT FG ATTEMPTS	7	at Baylor (01/07/17)
	9	vs Georgetown (11/23/16)
3 PT FG PERCENTAGE	.174 (4-23)	TEXAS (02/11/17)
	.176 (3-17)	at Wichita State (12/17/16)
FREE THROWS MADE	5	A&M-CORPUS CHRISTI (12/22/16)
	9	TEXAS (02/11/17)
FREE THROW ATTEMPTS	13	at TCU (02/15/17)
	14	A&M-CORPUS CHRISTI (12/22/16)
	14	BAYLOR (02/08/17)
FREE THROW PERCENTAGE	.357 (5-14)	A&M-CORPUS CHRISTI (12/22/16)
	.500 (9-18)	TEXAS (02/11/17)
REBOUNDS	16	at West Virginia (02/04/17)
	18	at Texas Tech (01/21/17)
ASSISTS	7	ARKANSAS (01/28/17)
	7	at Oklahoma (01/30/17)
STEALS	1	vs UConn (11/21/16)
	2	TCU (01/23/17)
	2	BAYLOR (02/08/17)
BLOCKED SHOTS	1	vs Georgetown (11/23/16)
	1	TEXAS (02/11/17)
TURNOVERS	9	at West Virginia (02/04/17)
	10	IOWA STATE (01/11/17)
	10	at Kansas (01/14/17)
	10	at TCU (02/15/17)
FOULS	12	TEXAS (02/11/17)
	12	at TCU (02/15/17)



## 2016-17 INDIVIDUAL SUPERLATIVES

### Oklahoma State - INDIVIDUAL GAME HIGHS

Points	35		Evans, Jawun vs UConn (11/21/16)
	34		Evans, Jawun vs Campbell (11/11/16)
	31		Forte, Phil vs Central Arkansas (11/14/16)
	30		Evans, Jawun vs North Carolina (11/22/16)
	27		Evans, Jawun vs TCU (01/23/17)
Field Goals Made	13		Evans, Jawun vs North Carolina (11/22/16)
	11		Evans, Jawun vs TCU (01/23/17)
	11		Carroll, Jeffrey at Texas (01/04/17)
	11		Evans, Jawun vs Campbell (11/11/16)
Field Goal Att.	26		Evans, Jawun vs UConn (11/21/16)
	25		Evans, Jawun vs North Carolina (11/22/16)
FG Pct (min 5 made)	1.000	(6-6)	Solomon, Mitchell at Kansas (01/14/17)
	.857	(6-7)	Evans, Jawun at West Virginia (02/04/17)
3-Point FG Made	5		Hammonds, Leyton at TCU (02/15/17)
	5		Forte, Phil at Baylor (01/07/17)
	5		Forte, Phil vs A&M-Corpus Christi (12/22/16)
3-Point FG Att.	10		Forte, Phil vs A&M-Corpus Christi (12/22/16)
	10		Forte, Phil at Maryland (12/03/16)
	10		Forte, Phil vs Central Arkansas (11/14/16)
3-Pt FG Pct (min 2 made)	1.000	(4-4)	Forte, Phil at Texas Tech (01/21/17)
	1.000	(4-4)	Carroll, Jeffrey vs Kansas State (01/18/17)
	1.000	(3-3)	Hammonds, Leyton vs Texas (02/11/17)
	1.000	(3-3)	Waters, Lindy at Oklahoma (01/30/17)
	1.000	(3-3)	Carroll, Jeffrey at Kansas (01/14/17)
	1.000	(3-3)	Carroll, Jeffrey vs UConn (11/21/16)
	1.000	(2-2)	Waters, Lindy at West Virginia (02/04/17)
	1.000	(2-2)	Hammonds, Leyton vs Arkansas (01/28/17)
	1.000	(2-2)	Averette, Brandon vs Rogers State (11/30/16)
	1.000	(2-2)	Dziagwa, Thomas vs Georgetown (11/23/16)
	1.000	(2-2)	Evans, Jawun vs Campbell (11/11/16)
	1.000	(2-2)	Evans, Jawun vs UConn (11/21/16)
Free Throws Made	12		Evans, Jawun at Oklahoma (01/30/17)
	11		Forte, Phil vs Central Arkansas (11/14/16)
	11		Evans, Jawun vs UConn (11/21/16)
Free Throw Att.	17		Evans, Jawun at Oklahoma (01/30/17)
	16		Evans, Jawun vs UConn (11/21/16)
FT Pct (min 3 made)	1.000	(11-11)	Forte, Phil vs Central Arkansas (11/14/16)
	1.000	(8-8)	Forte, Phil at West Virginia (02/04/17)
	1.000	(8-8)	Carroll, Jeffrey vs TCU (01/23/17)
	1.000	(7-7)	Evans, Jawun at Texas (01/04/17)
	1.000	(7-7)	McGriff, Cameron vs Georgetown (11/23/16)
	1.000	(6-6)	Carroll, Jeffrey vs Kansas State (01/18/17)
	1.000	(6-6)	Forte, Phil at Maryland (12/03/16)
	1.000	(6-6)	Averette, Brandon vs New Orleans (11/16/16)
	1.000	(6-6)	Forte, Phil vs Campbell (11/11/16)
	1.000	(5-5)	Solomon, Mitchell at Texas Tech (01/21/17)
	1.000	(5-5)	Evans, Jawun vs Kansas State (01/18/17)
	1.000	(4-4)	Dillard, Davon vs Texas (02/11/17)
	1.000	(4-4)	Carroll, Jeffrey at Oklahoma (01/30/17)
	1.000	(4-4)	Hammonds, Leyton vs TCU (01/23/17)
	1.000	(4-4)	Solomon, Mitchell vs Kansas State (01/18/17)
	1.000	(4-4)	Evans, Jawun vs Iowa State (01/11/17)
	1.000	(4-4)	Evans, Jawun vs A&M-Corpus Christi (12/22/16)
	1.000	(4-4)	Forte, Phil at Wichita State (12/17/16)



## 2016-17 INDIVIDUAL SUPERLATIVES

### OPPONENT INDIVIDUAL GAME HIGHS

Points	34		Adams, Jalen vs UConn (11/21/16)
	30		Morris, Monte vs Iowa State (01/11/17)
	28		Howard, Jordan vs Central Arkansas (11/14/16)
	27		Mack, Tevin at Texas (01/04/17)
	24		Motley, Johnathan vs Baylor (02/08/17)
	24		WILLIS Jr., Darral at Wichita State (12/17/16)
	24		Berry II, Joel vs North Carolina (11/22/16)
Field Goals Made	12		Adams, Jalen vs UConn (11/21/16)
	10		Morris, Monte vs Iowa State (01/11/17)
	10		Mack, Tevin at Texas (01/04/17)
	10		Amin, Ehab vs A&M-Corpus Christi (12/22/16)
Field Goal Att.	18		Amin, Ehab vs A&M-Corpus Christi (12/22/16)
	18		Adams, Jalen vs UConn (11/21/16)
	18		CLEMONS, Chris vs Campbell (11/11/16)
FG Pct (min 5 made)	1.000	(5-5)	Bradley, Tony vs North Carolina (11/22/16)
	.833	(5-6)	Konate, Sagaba vs West Virginia (12/30/16)
	.833	(5-6)	Travis Hester vs Rogers State (11/30/16)
3-Point FG Made	6		West, Lamont at West Virginia (02/04/17)
	4		BROWN, Barry vs Kansas State (01/18/17)
	4		Thomas, Matt vs Iowa State (01/11/17)
	4		Morris, Monte vs Iowa State (01/11/17)
	4		Mack, Tevin at Texas (01/04/17)
	4		Travis Hester vs Rogers State (11/30/16)
	4		Berry II, Joel vs North Carolina (11/22/16)
	4		Adams, Jalen vs UConn (11/21/16)
	4		Howard, Jordan vs Central Arkansas (11/14/16)
	4		CLEMONS, Chris vs Campbell (11/11/16)
	4		West, Lamont at West Virginia (02/04/17)
	4		Thomas, Matt vs Iowa State (01/11/17)
3-Point FG Att.	12		GENSLER, Cory vs Campbell (11/11/16)
	9		West, Lamont vs West Virginia (12/30/16)
	9		WHEELER, Jaleel at Tulsa (12/10/16)
3-Pt FG Pct (min 2 made)	1.000	(3-3)	WILLIS Jr., Darral at Wichita State (12/17/16)
	1.000	(3-3)	Jackson, Josh at Kansas (01/14/17)
	1.000	(3-3)	McDUFFIE, Markis at Wichita State (12/17/16)
	1.000	(3-3)	Howard, Jordan vs Central Arkansas (11/14/16)
Free Throws Made	14		Jackson, Josh at Kansas (01/14/17)
	10		WILLIS Jr., Darral at Wichita State (12/17/16)
Free Throw Att.	10		McDUFFIE, Markis at Wichita State (12/17/16)
	10		Howard, Jordan vs Central Arkansas (11/14/16)
	17		Jackson, Josh at Kansas (01/14/17)
FT Pct (min 3 made)	17		WILLIS Jr., Darral at Wichita State (12/17/16)
	1.000	(7-7)	Devin Berry vs Arkansas-Pine Bluff (12/14/16)
	1.000	(7-7)	Jackson, Justin vs North Carolina (11/22/16)
	1.000	(6-6)	Jones, Andrew vs Texas (02/11/17)
	1.000	(6-6)	Robinson, Alex vs TCU (01/23/17)
	1.000	(6-6)	IWUNDU, Wesley vs Kansas State (01/18/17)
	1.000	(6-6)	Morris, Monte vs Iowa State (01/11/17)
	1.000	(6-6)	Berry II, Joel vs North Carolina (11/22/16)
	1.000	(6-6)	Lowery, Jeff vs Central Arkansas (11/14/16)
	1.000	(4-4)	James, Christian at Oklahoma (01/30/17)
	1.000	(4-4)	Williams, Kenrich vs TCU (01/23/17)
	1.000	(4-4)	JOHNSON, D.J. vs Kansas State (01/18/17)
	1.000	(4-4)	Freeman, Al at Baylor (01/07/17)
	1.000	(4-4)	Cleare, Shaquille at Texas (01/04/17)
	1.000	(4-4)	Allen, Jarrett at Texas (01/04/17)
	1.000	(4-4)	Agau, Akoy vs Georgetown (11/23/16)



## THE LAST TIME ...

### TEAM

OSU Scored 100 Points ..... 102 vs Arkansas-Pine Bluff (Dec. 14, 2016)  
Opponent Scored 100 Points ..... 107 by North Carolina (Nov. 22, 2016)

OSU Scored 90 Points ..... 99 vs Arkansas (Jan. 28, 2017)  
Opponent Scored 90 Points ..... 96 by Kansas State (Jan. 18, 2017)

OSU Scored Fewer than 60 Points ..... 57 at Baylor (Jan. 7, 2017)  
Opponent Scored Fewer than 60 Points ..... 58 by Iowa State (Feb. 29, 2016)

OSU Scored Fewer than 50 Points ..... 49 at Oklahoma (Feb. 24, 2016)  
Opponent Scored Fewer than 50 Points ..... 48 by TCU (Jan. 2, 2016)

OSU Won by 30 Points ..... 36 vs Arkansas-Pine Bluff (Dec. 14, 2016)  
Opponent Won by 30 Points ..... 32 by North Carolina (Nov. 22, 2016)

OSU shot 65% from the floor ..... 67.9 vs Florida Atlantic (Nov. 10, 2006)  
Opponent shot 65% from the floor ..... 66.0 by Arizona (March 24, 2005)

OSU shot 60% from the floor ..... 62.5 at West Virginia (Feb. 4, 2017)  
Opponent shot 60% from the floor ..... 60.0 by Baylor (Jan. 22, 2011)

OSU shot less than 25% from the floor ..... 24.6 at South Carolina (Dec. 6, 2014)  
Opponent shot less than 25% from the floor ..... 23.3 by NW Oklahoma State (Nov. 18, 2014)

OSU shot less than 35% from the floor ..... 33.3 at Oklahoma (Jan. 30, 2017)  
Opponent shot less than 35% from the floor ..... 32.1 by Campbell (Nov. 13, 2016)

OSU shot 50% from beyond the arc ..... 52.6 vs Texas (Feb. 11, 2017)  
Opponent shot 50% from beyond the arc ..... 50.0 by Rogers State (Nov. 30, 2016)

OSU shot less than 20% from beyond the arc ..... 14.8 at Iowa State (Feb. 29, 2016)  
Opponent shot less than 20% from beyond the arc ..... 17.4 by Texas (Feb. 11, 2017)

OSU made 10 three-pointers ..... 10 vs Texas (Feb. 11, 2017)  
Opponent made 10 three-pointers ..... 12 at West Virginia (Feb. 4, 2017)

OSU shot 100% from the FT line (min. 10) ..... 16-of-16 vs Texas Tech (March 7, 2012)  
Opponent shot 100% from the FT line (min. 10) ..... 15-of-15 by Texas A&M (Dec. 30, 1988)

OSU shot less than 50% from the FT line ..... 44.4 vs Maryland (Dec. 21, 2014)  
Opponent shot less than 50% from the FT line ..... 46.2 by Florida (Dec. 19, 2015)

OSU had 50 Rebounds ..... 52 vs Campbell (Nov. 13, 2016)  
Opponent had 50 Rebounds ..... 51 by Baylor (Feb. 17, 2014)

OSU had 20 Offensive Rebounds ..... 20 vs Oklahoma (Jan. 30, 2017)  
Opponent had 20 Offensive Rebounds ..... 23 by Baylor (Jan. 5, 2016)

OSU had 20 Assists ..... 24 vs Arkansas (Jan. 28, 2017)  
Opponent had 20 Assists ..... 21 by Kansas State (Jan. 18, 2017)

OSU had 10 Steals ..... 12 vs Texas A&M-CC (Dec. 22, 2016)  
Opponent had 10 Steals ..... 11 by Kansas State (Jan. 18, 2017)

OSU had 10 Blocked Shots ..... 11 vs George Mason (Nov. 20, 2015)  
Opponent had 10 Blocked Shots ..... 12 by Texas (Jan. 10, 2015)

OSU had two 30-point scorers ..... vs Southwestern State (Jan. 2, 2007)  
Opponent had two 30-point scorers ..... never  
OSU had three 30-point scorers ..... vs Oral Roberts (March 4, 1993)

OSU had two 20-point scorers ..... at Texas Tech (Jan. 21, 2017)  
Opponent had two 20-point scorers ..... TCU (Jan. 23, 2017)

OSU had three 20-point scorers ..... vs Central Arkansas (Nov. 14, 2016)  
Opponent had three 20-point scorers ..... Kansas (Jan. 14, 2017)  
OSU had four 20-point scorers ..... vs Northwestern State (Jan. 3, 2009)

Teams combined for four 20-point scorers ..... at Kansas (Jan. 14, 2017)  
Teams combined for five 20-point scorers ..... at Nebraska (March 5, 2007)  
Teams combined for six 20-point scorers ..... vs Providence (Nov. 25, 1993)

OSU had five double-figure scorers ..... vs Texas (Feb. 11, 2017)  
Opponent had five double-figure scorers ..... vs Kansas State (Jan. 18, 2017)

OSU had six double-figure scorers ..... vs New Orleans (Nov. 16, 2016)  
Opponent had six double-figure scorers ..... North Carolina (Nov. 22, 2016)

OSU had seven double-figure scorers ..... vs Rogers State (Nov. 30, 2016)  
Opponent had seven double-figure scorers ..... Never

Teams combined for 10 double-figure scorers ..... 10 vs Kansas State (Jan. 18, 2017)

OSU had all 5 starters score in double figures ..... vs Kansas State (Jan. 18, 2017)  
Opp had all 5 starters score in double figures ..... Iowa State (Jan. 11, 2017)

OSU had no players score in double figures ..... at Iowa State (Feb. 29, 2016)  
Opp had no players score in double figures ..... Utah Valley (Nov. 12, 2013)

OSU had only one player score in double figures ..... vs Texas (March 4, 2016)  
Opp. had only one player score in double figures ..... Kansas State (Jan. 21, 2015)

OSU had two double-figure rebounders ..... vs NW Oklahoma State (Nov. 18, 2014)  
OSU had three double-figure rebounders ..... vs NW Oklahoma State (Nov. 18, 2014)  
Opp had two double-figure rebounders ..... Kansas (Jan. 14, 2017)

OSU had two double-doubles ..... vs NW Oklahoma State (Nov. 18, 2014)  
OSU had three double-doubles ..... vs Seattle (Nov. 14, 2009)  
Opponent had two double-doubles ..... Kansas State (March 3, 2014)





## THE LAST TIME ...

OSU scored 50 points in first half .....	59 vs Arkansas (Jan. 28, 2017)
OSU scored 50 points in second half .....	57 vs TCU (Jan. 23, 2017)
Opponent scored 50 points in first half .....	51 vs Kansas State (Jan. 18, 2017)
Opponent scored 50 points in second half .....	51 by Kansas (Jan. 14, 2017)
OSU scored less than 20 points in first half .....	17 at Texas Tech (Feb. 28, 2012)
OSU scored less than 20 points in second half .....	19 at Texas A&M (Jan. 12, 2011)
Opponent scored less than 20 points in first half .....	19 by TCU (Feb. 8, 2016)
Opponent scored less than 20 points in second half .....	18 by Kansas State (Jan. 3, 2015)
OSU had three players foul out .....	at West Virginia (Jan. 9, 2016)
Opponent had three players foul out .....	West Virginia (Jan. 25, 2014)
OSU failed to make a three-point attempt .....	vs Iowa State (Jan. 8, 2001)
Opponent failed to make a three-point attempt .....	TCU (Feb. 14, 2015)
OSU defeated a ranked opponent .....	82-75 at 7/12 West Virginia (Feb. 4, 2017)
OSU lost to a ranked opponent .....	72-69 vs 6/8 Baylor (Feb. 8, 2017)
OSU won an overtime game .....	58-55 vs Kansas State (Feb. 13, 2016)
OSU lost an overtime game .....	63-61 at Texas Tech (Feb. 3, 2016)
OSU won a double-overtime game .....	68-58 vs SMU (Dec. 28, 2011)
OSU lost a double-overtime game .....	67-68 vs Kansas (Feb. 20, 2013)
OSU won a triple-overtime game .....	105-103 vs Texas (Jan. 16, 2007)
OSU lost a triple-overtime game .....	97-98 vs Iowa State (Feb. 3, 2014)
OSU won a quadruple-overtime game .....	96-91 at Colorado (Feb. 5, 1983)
OSU lost a quadruple-overtime game .....	never

## INDIVIDUAL

A Cowboy had a Triple-Double (P/R/A) .....	19/14/10, Maurice Baker vs UTSA (Jan. 3, 2001)
An Opponent had a Triple-Double (P/R/A) .....	19/10/11, Anthony Bowie, Oklahoma (Feb. 27, 1985)
A Cowboy had a Double-Double (PTS/REB) .....	19/10, Jeffrey Carroll vs TCU (Jan. 23, 2017)
An Opponent had a Double-Double (PTS/REB) .....	12/11, Kenrich Williams, TCU (Feb. 15, 2017)
A Cowboy had a Double-Double (PTS/AST) .....	16/12, Jawun Evans at TCU (Feb. 15, 2017)
An Opponent had a Double-Double (PTS/AST) .....	12/10, Denis Clemente, Kansas State (March 11, 2010)
A Cowboy had a 20/20 Performance (PTS/REB) .....	37/20, Mario Boggan vs Texas (Jan. 16, 2007)
An Opponent had a 20/20 Performance (PTS/REB) .....	20/23, Reginald King, Alabama (Dec. 17, 1976)
A Cowboy had a 20/10 Performance (PTS/REB) .....	20/11, Jeffrey Carroll vs. Central Arkansas (Nov. 14, 2016)
An Opponent had a 20/10 Performance (PTS/REB) .....	24/11, Johnathan Motley, Baylor (Feb. 8, 2017)
A Cowboy scored 30 points .....	30, Jawun Evans vs North Carolina (Nov. 22, 2016)
An Opponent Scored 30 Points .....	30, Monte Morris, Iowa State (Jan. 11, 2017)
A Cowboy Scored 20 Points .....	21, Leyton Hammonds at TCU (Feb. 15, 2017)
An Opponent Scored 20 points .....	24, Johnathan Motley, Baylor (Feb. 8, 2017)
A Cowboy had 20 Rebounds .....	20, Mario Boggan vs Texas (Jan. 16, 2007)
An Opponent had 20 Rebounds .....	20, Jeff Withey, Kansas (Feb. 11, 2012)
A Cowboy had 15 Rebounds .....	18, Marshall Moses at La Salle (Dec. 4, 2010)
An Opponent had 15 Rebounds .....	15, Devin Williams, West Virginia (Jan. 5, 2016)
A Cowboy had 10 Offensive Rebounds .....	10, Mario Boggan vs Texas (Jan. 16, 2007)
An Opponent had 10 Offensive Rebounds .....	12, Rico Gathers, Baylor (Jan. 5, 2016)
A Cowboy had 10 assists .....	12, Jawun Evans at TCU (Feb. 15, 2017)
An Opponent had 10 Assists .....	12, Phil Pressey, Missouri (March 8, 2012)
A Cowboy had five Steals .....	5, Jawun Evans at Maryland (Dec. 3, 2016)
An Opponent had five Steals .....	5, Jordan Woodard, Oklahoma (Jan. 31, 2015)
A Cowboy had five Blocked Shots .....	5, Chris Olivier vs George Mason (Nov. 20, 2015)
An Opponent had five Blocked Shots .....	6, Khadeem Lattin, Oklahoma (Jan. 30, 2017)
A Cowboy won a game in the final 3 seconds .....	Phil Forte hit two free throws with two seconds left in overtime to defeat No. 25 Texas, 65-63, in Austin on Feb. 4, 2015
An Opponent won a game in the final 3 seconds .....	Scott Christopherson hit a 25-foot three pointer at the buzzer as Iowa State won 71-68 on Jan. 18, 2012





## BOX SCORES

Nov. 30, 2016 ► Gallagher-Iba Arena (Stillwater, Okla.) ► Att. 5,185												
ROGERS STATE												85
OKLAHOMA STATE												101

## VISITORS: Rogers State (4-2)

#	Player	fg	fga	3-pt	3-pt	fta	ft	rebounds	pf	tp	a	to	blk	s	min
04	Jeylyn Sharpe	1	7	10	1	2	3	2	6	8	3	18	2	2	1 27
05	Johnathon Buckley	1	3	5	0	2	1	1	0	3	3	4	7	2	0 1 28
02	Baron Smith Jr.	5	12	1	2	4	7	0	5	5	4	15	6	5	0 1 22
03	JD Tisdale	4	5	0	0	1	2	0	1	1	5	9	1	3	0 1 14
11	Travis Hester	5	6	4	5	0	0	0	1	1	2	14	1	4	0 0 27
01	Jordan Huffman	0	2	0	1	0	0	0	2	2	1	0	1	0	0 15
10	Tavian Davis	5	10	0	1	3	3	0	0	0	2	13	2	4	0 0 16
12	Kyler Ng	1	1	1	1	0	0	0	2	2	3	3	1	1	0 1 9
14	Christopher Ikenobe	0	1	0	0	0	0	0	0	0	3	0	0	0	1 0 5
21	Chase Littlejohn	0	2	0	0	0	0	0	0	0	3	0	0	2	0 1 17
25	Don Leak	3	4	0	0	0	2	0	1	1	0	0	0	0	0 0 5
42	Matt Lea	0	0	0	0	0	0	2	2	2	6	0	1	1	0 15
TEAM		5 2 7													
Totals.....		33	58	7	14	12	18	7	25	32	85	16	22	4	6 200

TOTAL FG%	1st Half: 16-30 53.3%	2nd Half: 17-28 60.7%	Game: 56.9%	DEADB.
3-PT FG%	1st Half: 3-8 37.5%	2nd Half: 4-6 66.7%	Game: 50.0%	REBOUNDS
F Throw %	1st Half: 9-12 75.0%	2nd Half: 3-6 50.0%	Game: 66.7%	3, 1

## HOME TEAM: Oklahoma State (6-1)

#	Player	fg	fga	3-pt	3-pt	fta	ft	rebounds	pf	tp	a	to	blk	s	min
14	N'Guessan, Lucas	1	4	0	0	2	4	4	3	7	1	10	1	1	2 0 20
23	Hammonds, Leyton	1	2	5	1	3	1	2	0	2	4	6	0	1	0 0 14
01	Evans, Jawun	1	7	16	1	2	10	11	3	4	3	25	4	3	0 5 27
13	Forfe, Phil	2	9	2	7	4	4	0	2	1	2	10	0	0	0 0 29
21	Waters, Lindy	3	9	1	3	3	3	1	4	0	10	1	0	1	0 25
00	Averette, Brandon	5	9	2	3	4	0	0	3	15	3	0	2	17	
04	Dziagwa, Thomas	0	3	0	3	2	2	1	1	2	0	1	0	1	0 15
12	McGriff, Cameron	1	2	0	1	0	2	0	0	0	2	2	0	1	0 15
24	Dillard, Davon	0	0	0	0	0	0	0	0	0	2	0	0	0	0 3
30	Carroll, Jeffrey	4	7	1	2	2	3	2	7	9	2	11	2	3	0 1 21
32	Underwood, Tyler	0	0	0	0	0	0	0	0	0	0	0	0	1	0 3
34	Lienhard, Will	0	0	0	0	0	0	0	0	0	0	0	0	0	0 1
41	Solomon, Mitchell	1	2	0	0	8	10	2	3	5	1	10	2	0	1 0 15
TEAM		1 1													
Totals.....		29	66	8	23	35	44	25	36	19	101	14	10	3	9 200

TOTAL FG%	1st Half: 15-36 41.7%	2nd Half: 14-30 46.7%	Game: 43.9%	DEADB.
3-PT FG%	1st Half: 3-11 27.3%	2nd Half: 5-12 41.7%	Game: 34.8%	REBOUNDS
F Throw %	1st Half: 19-25 76.0%	2nd Half: 16-19 84.2%	Game: 79.5%	5

Officials: Mike Stuart, Roderick Dixon, Pat Boeh  
Technical fouls: Rogers State-None. Oklahoma State-None.

Score by Periods	1st	2nd	Total
Rogers State	44	41	85
Oklahoma State	52	49	101

Dec. 14, 2016 ► Gallagher-Iba Arena (Stillwater, Okla.) ► Att. 5,287												
ARKANSAS-PINE BLUFF												66
OKLAHOMA STATE												102

## VISITORS: Arkansas-Pine Bluff (1-10)

#	Player	fg	fga	3-pt	3-pt	fta	ft	rebounds	pf	tp	a	to	blk	s	min
15	Trent Steen	1	2	4	0	0	1	2	1	1	5	0	1	1	3 18
35	Travon Harper	1	0	0	0	2	4	0	0	3	2	1	2	0	0 19
10	Jacques Lynch	0	9	0	0	1	1	2	3	4	13	1	1	0	19
13	JoeRandle Toliver	0	1	3	0	2	0	0	5	5	1	2	3	4	0 20
4	Ghiavonni Robinson	0	2	5	0	0	3	5	0	0	4	7	1	2	0 1 17
01	Charles Jackson	0	1	0	1	1	2	0	1	1	2	1	1	3	0 0 16
03	Kennedy McKinney	0	5	0	0	0	1	3	1	4	2	0	5	0	1 18
12	Marquis Cunningham	1	1	0	0	1	2	1	1	4	3	1	1	1	0 22
14	Marcus Wallace	0	1	0	0	0	2	0	0	0	1	0	3	0	0 8
21	Artavious McDyess	1	1	0	0	0	0	1	1	0	2	0	0	2	0 6
22	Khalid Campbell	1	2	0	1	0	0	0	0	0	2	0	1	0	0 5
30	Deshon Bayless	7	13	1	3	3	3	2	2	4	18	1	2	0	3 26
34	Devin Berry	1	5	0	0	7	7	2	3	5	4	9	1	2	0 13
52	Darrell Tillman	1	1	0	0	0	1	3	4	3	2	1	1	1	0 15
TEAM		1 1 5													
Totals.....		22	51	3	11	19	28	14	19	33	28	66	11	31	5 12 200

TOTAL FG%	1st Half: 10-22 45.5%	2nd Half: 12-29 41.4%	Game: 43.1%	DEADB.
3-PT FG%	1st Half: 1-5 20.0%	2nd Half: 2-6 33.3%	Game: 27.3%	REBOUNDS
F Throw %	1st Half: 7-11 63.6%	2nd Half: 12-17 70.6%	Game: 67.9%	5

## HOME TEAM: Oklahoma State (8-2)

#	Player	fg	fga	3-pt	3-pt	fta	ft	rebounds	pf	tp	a	to	blk	s	min
21	Waters, Lindy	1	5	8	2	4	1	1	2	3	4	13	1	1	0 19
23	Hammonds, Leyton	1	3	8	1	2	9	11	2	4	6	3	16	2	1 18
14	N'Guessan, Lucas	0	0	0	0	0	0	0	2	2	3	0	2	0	1 11
01	Evans, Jawun	2	5	1	1	0	0	0	1	1	1	5	2	4	0 10 22
13	Forfe, Phil	2	7	6	2	6	2	0	1	1	2	8	3	0	0 1 21
00	Averette, Brandon	3	9	1	3	2	2	0	1	1	2	9	1	3	0 1 19
04	Dziagwa, Thomas	4	7	4	6	2	2	1	2	3	4	0	0	1	0 22
12	McGriff, Cameron	1	1	0	0	8	10	3	1	4	10	1	2	1	3 18
24	Dillard, Davon	1	2	0	0	1	2	1	3	4	0	3	0	1	0 8
30	Carroll, Jeffrey	6	10	1	4	5	6	1	1	2	0	18	1	3	0 1 14
32	Underwood, Tyler	0	0	0	0	0	0	0	0	0	0	1	1	0	0 3
33	Reeves, Trey	0	0	3	2	0	0	0	0	0	0	0	0	0	0 3
34	Lienhard, Will	1	0	0	0	0	2	2	1	3	0	0	0	1	0 7
41	Solomon, Mitchell	2	2	0	0	2	2	5	1	6	4	6	0	3	0 15
TEAM		4 4													
Totals.....		29	62	12	28	32	40	19	39	26	102	16	21	5	11 200

TOTAL FG%	1st Half: 14-26 53.8%	2nd Half: 15-36 41.7%	Game: 46.8%	DEADB.
3-PT FG%	1st Half: 3-8 37.5%	2nd Half: 9-20 45.0%	Game: 42.9%	REBOUNDS
F Throw %	1st Half: 22-29 75.9%	2nd Half: 10-11 90.9%	Game: 80.0%	2

Officials: Gerry Pollard, Bret Smith, Marques Pettigrew  
Technical fouls: Arkansas-Pine Bluff-Marques Cunningham 2. Oklahoma State-Waters, Lindy.

Score by Periods	1st	2nd	Total
Arkansas-Pine Bluff	28	38	66
Oklahoma State	53	49	102

Dec. 3, 2016 ► XFINITY Arena (College Park, Md.) ► Att. 17,391												
OKLAHOMA STATE												70
RV/22 MARYLAND												71

## VISITORS: Oklahoma State (6-2)

#	Player	fg	fga	3-pt	3-pt	fta	ft	rebounds	pf	tp	a	to	blk	s	min
14	N'Guessan, Lucas	1	3	6	0	0	0	2	6	1	7	5	6	0	3 10 20
23	Hammonds, Leyton	1	3	7	2	4	0	0	2	5	7	4	8	1	1 0 2 23
01	Evans, Jawun	9	17	0	1	2	3	2	3	5	2	16	5	2	0 2 33
13	Forfe, Phil	9	16	2	10	6	6	0	3	1	14	3	0	1	2 39
21	Waters, Lindy	9	3	0	1	0	0	1	1	2	2	0	2	0	0 23
00	Averette, Brandon	2	2	1	1	0	0	0	1	1	2	5	1	3	0 0 8
04	Dziagwa, Thomas	0	0	0	0	0	0	0	0	0	0	0	0	0	0 0
12	McGriff, Cameron	0	1	0	0	0	0	1	0	1	2	0	2	2	1 0 10
30	Carroll, Jeffrey	6	11	3	6	0	0	3	9	12	2	15	1	1	0 1 27
41	Solomon, Mitchell	2	3	0	1	0	0	2	2	4	5	4	0	1	0 2 17
TEAM		2 1 3													
Totals.....		27	66	8	24	8	11	18	26	44	25	70	13	15	5 7 200

TOTAL FG%	1st Half: 18-40 45.0%	2nd Half: 9-26 34.6%	Game: 40.9%	DEADBALL
3-Pt. FG%	1st Half: 5-14 35.7%	2nd Half: 3-10 30.0%	Game: 33.3%	REBOUNDS
F Throw %	1st Half: 2-4 50.0%	2nd Half: 6-7 85.7%	Game: 72.7%	0



# BOX SCORES

Dec. 30, 2016 ► Gallagher-Iba Arena (Stillwater, Okla.) ► Att. 13,611	
<b>11/12 WEST VIRGINIA</b>	<b>92</b>
<b>OKLAHOMA STATE</b>	<b>75</b>

VISITORS: West Virginia (12-1, 1-0 Big 12)

#	Player	tot-fg		3-pt		rebounds		ft	fta	of	de	tot	pf	tp	a	to	blk	s	min
		fg	fga	fg	fga	ft	fta												
11	Adrian, Nathan	f	2	7	0	2	5	6	6	2	8	4	9	3	2	2	0	0	36
20	Watkins, Brandon	f	4	6	0	0	1	2	1	4	5	3	9	0	2	0	0	0	25
23	Ahmed, Esa	f	3	3	0	0	3	4	0	4	4	3	9	0	1	2	2	0	20
02	Carter, Javon	g	5	10	2	4	3	3	0	3	4	15	6	1	0	4	0	0	24
04	Miles Jr., Dexter	g	9	14	1	2	3	5	1	1	2	4	22	3	0	1	1	0	24
00	Myers, Teyvon	f	1	5	0	2	1	2	0	0	0	3	3	4	3	0	0	0	19
12	Phillip, Tarik	f	1	6	0	3	2	2	0	3	3	3	4	8	2	1	0	0	31
15	West, Lamont	f	3	3	3	0	0	0	2	2	2	9	0	0	0	0	0	0	8
50	Konate, Sagaba	f	5	6	0	0	2	2	2	1	3	12	0	1	0	1	0	1	13
TEAM		3																	
Totals.....		33	60	6	16	20	26	13	20	33	29	92	24	12	6	8	200		

TOTAL FG%	1st Half: 16-31 51.6%	2nd Half: 17-29 58.6%	Game: 55.0%	DEADBALL
3-Pt. FG%	1st Half: 3-8 37.5%	2nd Half: 3-8 37.5%	Game: 37.5%	REBOUNDS
F Throw %	1st Half: 6-9 66.7%	2nd Half: 14-17 82.4%	Game: 76.9%	2,1

HOME TEAM: Oklahoma State (10-3, 0-1 Big 12)

#	Player	tot-fg		3-pt		rebounds		ft	fta	of	de	tot	pf	tp	a	to	blk	s	min
		fg	fga	fg	fga	ft	fta												
21	Waters, Lindy	f	0	2	0	0	3	4	1	0	1	1	3	2	1	0	1	0	19
23	Hammonds, Leyton	f	7	12	3	7	0	0	3	4	7	2	17	0	0	0	0	0	32
14	N'Guessan, Lucas	c	1	1	0	0	0	0	1	1	1	3	2	0	0	0	0	0	5
01	Evans, Jawun	g	3	9	0	2	9	0	14	1	1	2	3	15	11	5	0	0	32
13	Forfe, Phil	g	7	12	4	7	0	1	2	3	2	18	0	1	0	1	0	0	32
00	Averette, Brandon	g	0	2	0	0	0	0	1	1	2	0	1	2	0	0	0	0	13
04	Dziagwa, Thomas	g	0	2	0	1	0	0	0	0	0	0	0	1	0	0	0	0	3
12	McGriff, Cameron	f	1	1	0	0	2	3	2	1	3	0	4	0	2	0	0	0	11
24	Dillard, Davon	g	0	1	0	1	0	2	0	1	0	0	0	0	0	1	0	0	4
30	Carroll, Jeffrey	g	3	7	0	1	3	6	3	6	3	9	1	5	1	0	0	0	28
41	Solomon, Mitchell	f	2	4	0	0	3	4	1	2	3	4	7	0	0	2	0	0	21
TEAM		2																	
Totals.....		24	53	7	19	20	33	14	18	32	20	75	15	9	3	3	200		

TOTAL FG%	1st Half: 11-27 40.7%	2nd Half: 13-26 50.0%	Game: 45.3%	DEADBALL
3-Pt. FG%	1st Half: 2-8 25.0%	2nd Half: 5-11 45.5%	Game: 36.8%	REBOUNDS
F Throw %	1st Half: 4-7 57.1%	2nd Half: 16-26 61.5%	Game: 60.6%	7

Officials: Joe DeRosa, Ron Daily, Darron George  
 Technical fouls: West Virginia-None. Oklahoma State-None.

Score by Periods	1st	2nd	Total
West Virginia	41	51	92
Oklahoma State	28	47	75

Jan. 11, 2017 ► Gallagher-Iba Arena (Stillwater, Okla.) ► Att. 6,066	
<b>IOWA STATE</b>	<b>96</b>
<b>OKLAHOMA STATE</b>	<b>86</b>

VISITORS: Iowa State (11-4, 3-1 Big 12)

#	Player	tot-fg		3-pt		rebounds		ft	fta	of	de	tot	pf	tp	a	to	blk	s	min
		fg	fga	fg	fga	ft	fta												
10	Bowie, Darrell	f	6	10	0	1	1	2	1	3	2	13	2	1	2	2	0	0	31
11	Morris, Monte	g	10	16	4	5	6	2	3	5	0	30	5	0	0	4	0	0	39
15	Mitrov-Long, Naz	g	6	11	1	5	4	7	1	5	6	4	17	4	1	0	0	0	34
21	Thomas, Matt	g	7	12	4	9	1	2	1	3	4	19	2	0	0	0	0	0	32
30	Burton, Deonte	g	5	12	1	2	1	2	4	6	4	12	4	3	3	2	0	0	27
01	Weller-Babb, Nick	g	0	0	0	0	0	1	1	2	2	0	0	0	0	0	0	0	9
04	Jackson, Donovan	f	1	6	0	0	0	0	2	2	2	2	1	2	0	1	0	0	20
33	Young, Solomon	f	1	2	0	0	1	1	0	0	0	0	3	0	1	0	1	0	8
TEAM		5																	
Totals.....		36	69	10	26	14	18	14	19	33	17	96	18	0	5	13	200		

TOTAL FG%	1st Half: 20-37 54.1%	2nd Half: 16-32 50.0%	Game: 52.2%	DEADBALL
3-Pt. FG%	1st Half: 5-14 35.7%	2nd Half: 5-12 41.7%	Game: 38.5%	REBOUNDS
F Throw %	1st Half: 2-3 66.7%	2nd Half: 12-15 80.0%	Game: 77.8%	0

HOME TEAM: Oklahoma State (10-6, 0-4 Big 12)

#	Player	tot-fg		3-pt		rebounds		ft	fta	of	de	tot	pf	tp	a	to	blk	s	min
		fg	fga	fg	fga	ft	fta												
12	McGriff, Cameron	f	4	7	1	1	1	2	1	5	6	3	10	1	1	0	0	0	25
23	Hammonds, Leyton	f	4	6	0	1	0	0	3	1	4	5	8	1	2	1	0	0	26
01	Evans, Jawun	g	4	14	0	3	4	0	1	1	3	12	7	0	0	1	0	0	26
13	Forfe, Phil	g	9	14	4	6	2	2	1	1	2	3	24	0	2	0	0	0	32
30	Carroll, Jeffrey	g	9	14	1	4	2	3	2	5	7	0	21	3	0	0	0	0	38
00	Averette, Brandon	g	0	0	0	0	0	0	0	5	0	0	0	5	2	0	0	0	18
04	Dziagwa, Thomas	f	1	4	1	4	0	0	0	0	0	0	3	0	0	0	0	0	9
24	Dillard, Davon	f	1	2	0	1	0	0	1	2	3	0	2	0	0	0	0	0	5
41	Solomon, Mitchell	f	2	6	0	0	2	2	3	6	5	6	0	0	1	4	0	0	20
TEAM		2																	
Totals.....		34	64	7	20	11	13	13	23	36	19	86	17	16	5	3	200		

TOTAL FG%	1st Half: 18-27 66.7%	2nd Half: 16-37 43.2%	Game: 53.1%	DEADBALL
3-Pt. FG%	1st Half: 5-11 45.5%	2nd Half: 2-9 22.2%	Game: 35.0%	REBOUNDS
F Throw %	1st Half: 5-6 83.3%	2nd Half: 8-7 85.7%	Game: 84.6%	0

Officials: Gary Maxwell, Paul Janssen, Marques Pettigrew  
 Technical fouls: Iowa State-None. Oklahoma State-None.

Score by Periods	1st	2nd	Total
Iowa State	47	49	96
Oklahoma State	46	40	86

Jan. 4, 2017 ► Frank Erwin Center (Austin, Texas) ► Att. 9,753	
<b>OKLAHOMA STATE</b>	<b>79</b>
<b>TEXAS</b>	<b>82</b>

VISITORS: Oklahoma State (10-4, 0-2 Big 12)

#	Player	tot-fg		3-pt		rebounds		ft	fta	of	de	tot	pf	tp	a	to	blk	s	min
		fg	fga	fg	fga	ft	fta												
23	Hammonds, Leyton	f	1	5	0	4	5	6	1	4	5	3	7	0	0	0	0	1	26
30	Carroll, Jeffrey	f	11	18	2	5	0	0	2	5	7	3	24	3	1	0	0	0	37
14	N'Guessan, Lucas	c	2	3	0	0	0	1	1	2	4	0	1	0	0	0	0	0	11
01	Evans, Jawun	g	5	10	2	3	7	7	0	3	5	19	4	5	0	1	0	0	29
13	Forfe, Phil	g	2	12	2	7	3	4	1	2	3	2	9	2	1	0	1	0	38
00	Averette, Brandon	f	1	3	1	1	0	0	1	2	3	2	3	0	0	0	0	0	8
04	Dziagwa, Thomas	g	3	6	1	4	0	0	0	0	0	0	7	3	2	0	0	0	14
12	McGriff, Cameron	f	1	4	0	1	4	6	2	1	3	4	6	0	1	0	1	0	17
24	Dillard, Davon	g	0	0	0	0	0	0	0	0	0	0	0	0	0	0	0	0	1
34	Lienhard, Will	g	0	0	0	0	0	1	1	1	0	0	0	0	0	0	0	0	4
41	Solomon, Mitchell	g	0	0	0	0	0	0	4	4	0	0	0	0	0	2	0	0	15
Totals			26	61	8	25	19	23	32	28	29	12	11	2	4	2	0	0	200





# BOX SCORES

Jan. 21, 2017 ► United Supermarkets Arena (Lubbock, Texas) ► Att. 11,360												
OKLAHOMA STATE												83
TEXAS TECH												64

VISITORS: Oklahoma State (11-8, 1-6 Big 12)

#	Player	tot-fg		3-pt		rebounds				tp	a	to	blk	s	min		
		fg	tfg	fg	tfg	ft	fta	of	de								
23	Hammonds, Leyton	1	5	1	3	0	0	1	3	4	1	3	2	3	1	0	35
41	Solomon, Mitchell	1	2	4	0	5	4	0	4	5	9	1	1	1	0	22	
01	Evans, Jawun	g	2	5	0	1	3	4	0	2	4	7	3	2	0	2	17
13	Forté, Phil	5	6	4	4	7	8	0	6	6	2	21	1	2	0	34	
30	Carroll, Jeffrey	g	6	12	4	5	9	12	3	6	9	1	25	0	0	1	38
00	Averette, Brandon	1	2	1	1	0	2	0	1	1	2	3	2	4	0	1	22
04	Dziagwa, Thomas	2	3	1	2	0	0	1	1	0	1	3	5	1	1	0	7
12	McGriff, Cameron	0	0	0	0	2	4	0	1	1	4	2	0	1	0	0	6
14	N'Guessan, Lucas	0	0	0	0	0	0	0	0	0	1	0	0	0	0	0	2
21	Waters, Lindy	2	2	0	0	0	0	0	0	3	4	1	2	0	1	0	9
24	Dillard, Davon	1	1	0	0	2	2	1	0	1	2	4	1	1	0	0	8
	Team								2				1				
	Totals.....	22	40	11	16	28	37	12	19	31	28	83	12	8	2	7	200

TOTAL FG% 1st Half: 15-23 65.2% 2nd Half: 7-17 41.2% Game: 55.0% DEADBALL  
 3-PT FG% 1st Half: 2-8 25.0% 2nd Half: 4-8 50.0% Game: 68.8% REBOUNDS  
 F Throw % 1st Half: 9-13 69.2% 2nd Half: 19-24 79.2% Game: 75.7% 5

HOME TEAM: Texas Tech (14-5, 3-4 Big 12)

#	Player	tot-fg		3-pt		rebounds				tp	a	to	blk	s	min	
		fg	tfg	fg	tfg	ft	fta	of	de	pf	tp	a	to	blk	s	
11	Smith, Zach	f	2	6	1	6	7	1	2	3	3	11	1	0	1	29
21	Livingston, Anthony	f	2	6	3	5	0	1	0	1	1	4	9	2	1	22
02	Thomas, Devon	0	4	0	0	3	4	0	0	0	4	11	1	4	1	32
05	Gray, Justin	g	2	7	0	3	3	4	5	4	9	3	7	1	3	33
12	Evans, Keenan	g	5	11	2	5	3	4	0	0	2	15	3	1	0	36
04	Millinghaus, Shadell	1	3	0	2	2	2	0	1	1	3	4	0	1	1	19
10	Stevenson, Niem	2	3	1	2	0	2	0	1	1	2	5	0	0	0	14
15	Ross, Aaron	1	5	0	3	0	1	1	1	2	5	2	1	3	0	13
22	Brandsma, Thomas	0	0	0	0	0	0	0	0	0	1	0	0	0	0	1
34	Temple, Matthew	0	0	0	0	0	0	0	0	0	1	0	0	0	0	1
TEAM																
Totals.....		20	45	7	21	17	25	8	10	18	64	9	15	2	5	200

TOTAL FG% 1st Half: 9-23 39.1% 2nd Half: 11-22 50.0% Game: 44.4% DEADBALL  
 3-PT FG% 1st Half: 2-8 25.0% 2nd Half: 5-13 38.5% Game: 33.3% REBOUNDS  
 F Throw % 1st Half: 10-13 76.9% 2nd Half: 7-12 58.3% Game: 68.0% 6

Officials: Paul Janssen, Don Dally, Rodrick Dixon  
 Technical fouls: Oklahoma State-None. Texas Tech-None.

Score by Periods	1st	2nd	Total
Oklahoma State	46	37	83
Texas Tech	30	34	64

Jan. 30, 2017 ► Lloyd Noble Center (Norman, Okla.) ► Att. 10,103												
OKLAHOMA STATE												68
OKLAHOMA												66

VISITORS: Oklahoma State (14-8, 3-6 Big 12)

#	Player	tot-fg		3-pt		rebounds				tp	a	to	blk	s	min		
		fg	fta	fg	fta	ft	fta	of	de							pf	
23	Hammonds, Leyton	1	3	1	3	0	0	1	2	3	3	1	1	1	0	22	
41	Solomon, Mitchell	1	4	0	0	2	2	4	8	3	4	1	1	1	1	25	
01	Evans, Jawun	5	20	3	7	11	16	1	4	5	0	24	4	5	0	35	
13	Forté, Phil	4	11	3	8	0	0	2	0	0	2	11	0	0	0	33	
30	Carroll, Jeffrey	1	8	0	3	4	2	7	9	4	6	2	0	1	0	23	
00	Averette, Brandon	2	2	0	0	0	0	1	1	1	4	0	2	1	0	12	
12	McGriff, Cameron	0	1	0	1	0	0	1	1	2	3	0	1	1	0	13	
14	N'Guessan, Lucas	2	4	0	0	0	0	1	1	2	4	0	2	1	0	8	
21	Waters, Lindy	4	5	3	3	0	0	2	0	2	1	11	0	0	0	18	
24	Dillard, Davon	0	2	0	1	1	3	2	5	2	1	0	1	0	1	11	
Team																	
Totals.....		20	60	10	26	18	25	20	44	22	68	9	12	4	7	200	

TOTAL FG% 1st Half: 10-31 32.3% 2nd Half: 10-29 34.5% Game: 33.3% DEADBALL  
 3-PT FG% 1st Half: 5-16 31.3% 2nd Half: 5-10 50.0% Game: 38.5% REBOUNDS  
 F Throw % 1st Half: 10-13 76.9% 2nd Half: 8-12 66.7% Game: 72.0% 3

HOME TEAM: Oklahoma (8-13, 2-7 Big 12)

#	Player	tot-fg		3-pt		rebounds				tp	a	to	blk	s	min	
		fg	fga	fg	fga	ft	fta	of	de							pf
11	Doolittle, Kristian	f	2	5	0	0	2	2	1	5	6	1	0	1	0	19
12	Lattin, Khadeem	f	3	3	0	0	2	3	1	0	1	3	8	0	1	60
01	Odomes, Rashard	g	0	1	0	0	1	2	1	1	2	2	1	2	0	0
10	Woodard, Jordan	g	3	11	1	6	0	0	1	1	2	3	7	2	1	0
20	McGusty, Kameron	g	9	17	1	5	3	5	0	4	4	4	22	2	5	0
03	James, Christian	g	1	5	1	4	4	0	4	4	1	7	0	1	0	2
04	McNease, Jamuni		2	2	0	0	0	1	0	1	1	2	4	0	0	0
13	Shepherd, Jordan		0	1	0	0	0	0	0	1	0	1	0	1	0	1
21	Buford, Dante	g	3	5	2	4	3	6	1	4	5	0	11	0	1	0
TEAM																
Totals.....		23	50	5	19	15	23	7	24	31	76	7	12	8	7	200

TOTAL FG% 1st Half: 13-26 50.0% 2nd Half: 10-24 41.7% Game: 46.0% DEADBALL  
 3-PT FG% 1st Half: 3-8 37.5% 2nd Half: 2-11 18.2% Game: 26.3% REBOUNDS  
 F Throw % 1st Half: 7-10 70.0% 2nd Half: 8-13 61.5% Game: 65.2% 4

Officials: Joe DeRosa, Gerry Pollard, Bert Smith  
 Technical fouls: Oklahoma State-None. Oklahoma-None.

Score by Periods	1st	2nd	Total
Oklahoma State	35	33	68
Oklahoma	36	30	66

Jan. 23, 2017 ► Gallagher-Iba Arena (Stillwater, Okla.) ► Att. 6,090												
TCU												76
OKLAHOMA STATE												89

VISITORS: TCU (14-6, 3-5 Big 12)

#	Player	tot-fg		3-pt		rebounds				tp	a	to	blk	s	min		
		fg	tfg	fg	tfg	fta	of	de	pf								
10	Brodziansky, Vlad	f	5	1	2	9	10	2	4	6	2	20	0	2	1	0	29
00	Fisher, Jaylen	g	3	7	1	5	0	0	3	3	1	7	3	4	0	0	33
11	Parrish, Brandon	g	0	6	0	4	1	2	1	0	1	2	1	0	1	0	18
25	Robinson, Alex	g	3	8	1	3	6	6	0	2	5	13	3	2	1	0	30
34	Williams, Kenrich	g	7	10	2	5	4	5	7	12	4	20	2	1	0	1	37
01	Bane, Desmond	g	1	4	0	1	0	0	0	0	2	2	0	2	0	0	12
02	Williams, Michael	g	1	4	0	3	0	0	0	2	2	0	2	1	0	0	10
15	Miller, JD	g	1	7	1	3	2	2	1	2	1	5	1	0	0	0	21
32	Shepherd, Karviar	g	3	4	0	0	0	0	2	2	3	6	0	0	0	0	7
33	Washburn, Chris	g	0	1	0	0	0	0	0	1	1	0	0	0	0	0	3
TEAM																	
Totals.....		24	61	6	26	22	24	13	22	35	20	76	10	12	2	2	200

TOTAL FG% 1st Half: 10-31 32.3% 2nd Half: 14-30 46.7% Game: 39.3% DEADBALL 3-PT FG% 1st Half: 1-11 9.1% 2nd Half: 5-15 33.3% Game: 23.1% REBOUNDS F  
 Throw % 1st Half: 8-9 88.9% 2nd Half: 14-15 93.3% Game: 91.7% 1

HOME TEAM: Oklahoma State (1



## BOX SCORES

Feb. 11, 2017 ► Gallagher-Iba Arena (Stillwater, Okla.) ► Att. 8,592	
<b>TEXAS</b>	<b>71</b>
<b>OKLAHOMA STATE</b>	<b>84</b>

VISITORS: Texas (10-15 4-8 Big 12)

#	Player	tot-fg		3-pt		rebounds		fta	of	de	tot	pf	tp	a	to	blk	s	min
		fg	fga	fg	fga	ft	fta											
31	Allen, Jarrett	f	9	13	0	0	7	5	5	10	1	18	1	3	0	2	31	
32	Cleare, Shaquille	f	1	3	0	1	0	1	2	3	2	2	0	1	0	0	18	
01	Jones, Andrew	g	5	16	0	6	6	1	1	2	2	16	3	1	0	1	34	
10	Davis Jr., Eric	g	2	6	1	5	1	2	0	5	5	3	6	2	3	0	1	30
12	Roach Jr., Kerwin	g	6	9	1	2	0	1	1	5	6	1	13	5	2	0	3	34
03	Young, Jacob		1	6	0	4	0	0	0	0	0	0	2	2	1	1	0	13
04	Banks, James		2	3	0	0	2	2	3	5	0	6	0	0	0	0	0	16
05	Yancy, Kendal		2	6	1	4	0	0	1	1	2	3	5	1	2	0	0	20
14	Isom, Mareik		1	1	1	1	0	0	0	2	2	0	3	0	0	0	0	4
TEAM								3		3								
Totals.....			29	63	4	23	9	18	14	24	38	12	71	14	13	1	7	200

TOTAL FG% 1st Half: 14-31 45.2% 2nd Half: 15-32 46.9% Game: 46.0% DEADBALL  
 3-PT FG% 1st Half: 2-12 16.7% 2nd Half: 2-11 18.2% Game: 17.4% REBOUNDS  
 F Throw % 1st Half: 3-9 33.3% 2nd Half: 6-9 66.7% Game: 50.0% 3

HOME TEAM: Oklahoma State (16-9 5-7 Big 12)

##	Player	fg		3-pt		rebounds		fta	pf	to	a	blk	s	min				
		fg	fga	fg	fga	ft	fta											
23	Hammonds, Leyton	f	4	4	3	3	0	0	1	3	4	5	11	0	0	1	16	
30	Carroll, Jeffrey	f	7	19	2	8	2	2	1	1	2	0	18	2	2	0	1	33
41	Solomon, Mitchell	c	3	9	0	0	0	4	3	7	4	6	2	0	2	0	0	24
01	Evans, Jawun	g	6	15	0	0	0	1	1	6	7	2	12	6	2	0	0	33
13	Forte, Phil	g	7	11	4	6	0	0	0	2	2	0	18	4	1	0	0	31
00	averette, Brandon		1	3	0	1	0	0	0	2	2	0	2	3	2	0	0	14
04	Dziagwa, Thomas		0	0	0	0	0	0	1	1	1	0	1	0	0	0	2	2
12	McGriff, Cameron		1	1	0	0	0	1	1	2	3	1	2	0	1	0	1	15
14	N'Guessan, Lucas		0	0	0	0	0	0	0	0	2	0	0	3	0	0	9	9
24	Dillard, Davon		5	6	1	1	4	4	3	5	8	1	15	0	0	0	1	23
Team								1	1	2								
Totals.....			34	68	10	19	6	8	12	26	38	16	84	18	11	2	4	200

TOTAL FG% 1st Half: 16-32 50.0% 2nd Half: 18-36 50.0% Game: 50.0% DEADBALL  
 3-PT FG% 1st Half: 4-8 50.0% 2nd Half: 6-11 54.5% Game: 52.6% REBOUNDS  
 F Throw % 1st Half: 2-4 50.0% 2nd Half: 4-4 100% Game: 75.0% 0

Officials: John Higgins, Kelly Self, Chance Moore  
 Technical fouls: Texas-None. Oklahoma State-None.

Score by Periods	1st	2nd	Total
Texas	33	38	71
Oklahoma State	38	46	84

Feb. 15, 2017 ► Schollmaier Arena (Fort Worth, Texas) ► Att. 6,301	
<b>OKLAHOMA STATE</b>	<b>71</b>
<b>TCU</b>	<b>68</b>

VISITORS: Oklahoma State (17-9 6-7 Big 12)

##	Player	tot-fg		3-pt		rebounds		fta	of	de	tot	pf	tp	a	to	blk	s	min
		fg	fga	fg	fga	ft	fta											
23	Hammonds, Leyton	f	8	13	5	8	0	0	2	5	7	1	21	0	1	0	1	36
30	Carroll, Jeffrey	f	6	13	2	6	3	3	3	4	7	2	17	0	2	0	1	35
41	Solomon, Mitchell	f	4	4	0	0	0	1	3	4	3	8	0	1	4	0	0	28
01	Evans, Jawun	g	8	17	0	3	0	0	0	4	4	1	16	12	3	0	1	35
13	Forte, Phil	g	1	5	1	2	0	0	1	1	0	3	4	0	0	0	0	31
00	Averette, Brandon		1	1	0	0	2	2	0	0	3	4	1	0	0	0	0	12
04	Dziagwa, Thomas		0	0	0	0	0	0	0	0	0	0	0	0	0	0	0	2
12	McGriff, Cameron		1	1	0	0	0	0	1	1	2	2	2	0	0	0	0	10
14	N'Guessan, Lucas		0	1	0	0	0	0	0	0	1	0	0	0	0	0	0	3
24	Dillard, Davon		0	2	0	1	0	0	1	0	1	0	0	0	2	0	0	8
TEAM								3		3								
Totals.....			29	63	4	23	9	18	14	24	38	12	71	14	13	1	7	200

TOTAL FG% 1st Half: 13-28 46.4% 2nd Half: 16-29 55.2% Game: 50.9% DEADBALL  
 3-PT FG% 1st Half: 6-14 42.9% 2nd Half: 2-6 33.3% Game: 40.0% REBOUNDS  
 F Throw % 1st Half: 2-2 100% 2nd Half: 3-3 100% Game: 100% 0

HOME TEAM: TCU (17-9 6-7 Big 12)

#	Player	tot-fg		3-pt		rebounds		fta	pf	a	to	blk	s	min			
		fg	fga	fg	fga	ft	fta										
10	Brodziansky, Vlad	f	3	7	1	2	5	6	1	4	5	1	12	0	0	21	
15	Miller, JD	f	6	11	2	5	2	2	0	3	3	0	16	1	0	28	
00	Fisher, Jaylen	g	2	7	1	3	3	0	0	2	2	2	8	4	1	0	
25	Robinson, Alex	g	4	9	1	5	0	0	1	1	1	9	6	1	0	33	
34	Williams, Kenneth	g	5	12	2	4	0	4	7	11	2	12	3	0	2	37	
01	Bane, Desmond		1	2	1	1	0	0	1	1	1	3	1	0	0	13	
02	Williams, Michael		0	0	0	0	0	0	1	1	1	0	0	0	0	6	
11	Parrish, Brandon		0	0	0	0	0	0	1	0	1	0	0	0	1	0	
32	Shepherd, Knavier		1	2	0	0	0	0	0	3	2	1	1	0	1	12	
33	Washburn, Chris		2	2	0	0	2	2	1	0	1	1	6	0	1	0	
TEAM								1		1			3				
Totals.....			24	52	8	20	12	13	8	20	28	12	68	16	10	2	400

TOTAL FG% 1st Half: 11-25 44.0% 2nd Half: 13-27 48.1% Game: 46.2% DEADBALL  
 3-PT FG% 1st Half: 4-9 44.4% 2nd Half: 4-11 36.4% Game: 40.0% REBOUNDS  
 F Throw % 1st Half: 3-4 75.0% 2nd Half: 9-9 100% Game: 92.3% 2

Officials: Joe DeRosa, Don Daily, Tony Padilla  
 Technical fouls: Oklahoma State-None. TCU-None.

Score by Periods	1st	2nd	Total
Texas	33	38z	71
Oklahoma State	38	46	84




## BROADCAST SPOT CHART



**0 BRANDON  
AVERETTE**

5-11 • 175 • Fr • Guard  
Richardson, Texas



**1 JAWUN  
EVANS**

6-1 • 185 • So • Guard  
Dallas, Texas



**4 THOMAS  
DZIAGWA**

6-4 • 180 • Fr • Guard  
Temple Terrace, Fla.



**5 TAVARIUS  
SHINE**

6-6 • 200 • Jr • Guard/SF  
Irving, Texas



**12 CAMERON  
MCGRIFF**

6-7 • 210 • Fr • Forward  
Grand Prairie, Texas



**13 PHIL  
FORTE III**

5-11 • 195 • R-Sr • Guard  
Flower Mound, Texas



**14 LUCAS  
N'GUESSAN**

7-0 • 215 • Fr • F/C  
De Lier, Netherlands



**21 LINDY  
WATERS III**

6-6 • 200 • Fr • Guard  
Norman, Okla.



**23 LEYTON  
HAMMONDS**

6-8 • 215 • Sr • Forward  
North Richland Hills, Texas



**24 DAVON  
DILLARD**

6-5 • 215 • So • Guard/SF  
Gary, Ind.



**30 JEFFREY  
CARROLL**

6-6 • 215 • R-Jr • Guard/SF  
Rowlett, Texas



**32 TYLER  
UNDERWOOD**

6-2 • 160 • R-Fr • Guard  
Stillwater, Okla.



**33 TREY  
REEVES**

6-4 • 215 • Fr • Forward  
Gans, Okla.



**34 WILL  
LIENHARD**

6-7 • 255 • So • Forward  
Oklahoma City



**41 MITCHELL  
SOLOMON**

6-9 • 245 • Jr • Forward  
Bixby, Okla.



**BRAD  
UNDERWOOD**

Head Coach  
Kansas State, 1986



**LAMONT EVANS**

Asst Coach/Recruiting Coordinator  
Kansas State, 2009



**MIKE BOYNTON**

Assistant Coach  
South Carolina, 2003



**DANNY HENDERSON**

Assistant Coach  
Austin College, 1984